

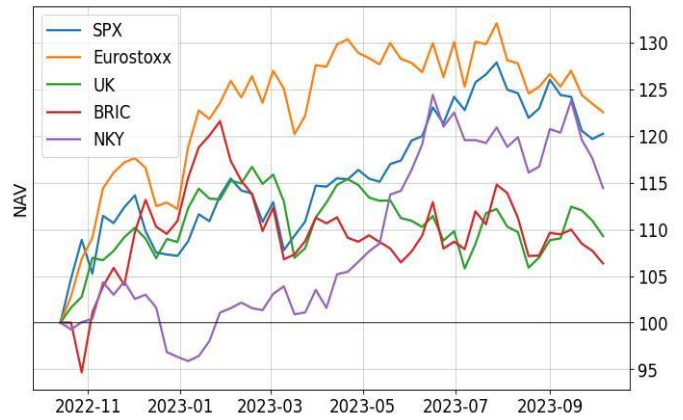
Equity

	Close	1w(%)	1m(%)	3m(%)	YTD(%)
Dow Jones (US)	33.804,87	1,95	-2,48	-1,33	1,98
S&P 500 (US)	4.376,95	2,52	-2,46	-1,40	14,00
NASDAQ	15.241,12	3,01	-1,43	0,81	39,32
BOVESPA (BR)	117.050,70	2,95	0,14	-0,14	6,67
DJ Stoxx 50	4.200,80	2,37	-1,26	-2,00	10,73
FTSE 100 (UK)	7.620,03	2,77	1,64	4,63	2,26
Cac 40 (FR)	7.131,21	1,85	-2,02	-1,23	10,16
Dax (DE)	15.460,01	2,28	-2,16	-2,09	11,03
FTSEMIB	28.419,06	3,45	-0,37	1,27	19,88
SMI (CH)	11.038,30	2,57	0,60	0,69	2,88
Nikkei 225 (JP)	31.936,51	4,34	-1,64	-0,83	22,39
Hang Seng (HK)	17.893,10	3,85	-1,12	-4,11	-9,55
MSCI BRIC	610,56	2,95	-1,74	-0,98	-2,47
MSCI World l.c.	278,70	1,82	-1,23	1,58	11,92
VIX INDEX	16,09	-18,04	16,59	8,42	-25,75

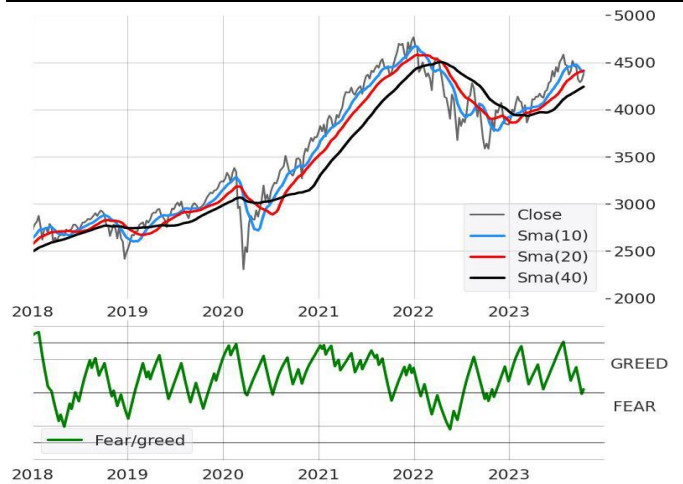
S&P500 Daily and FEAR/GREED Indicator



Compared YTD Performance



S&P500 Weekly and FEAR/GREED Indicator



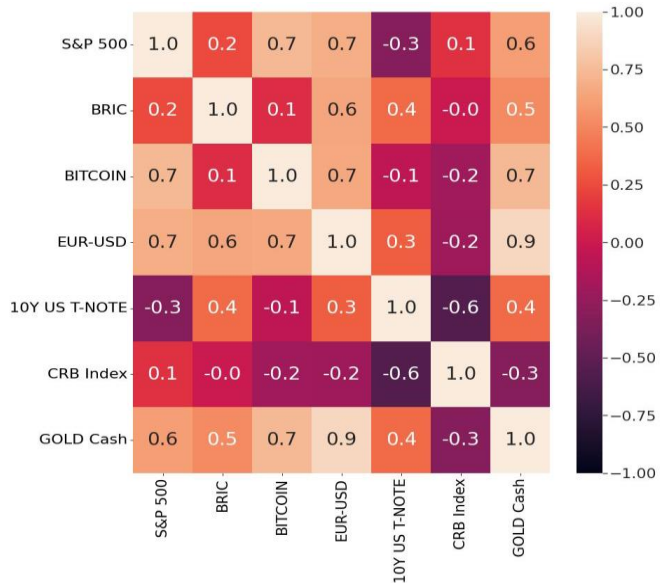
Currencies

	Close	1w(%)	1m(%)	3m(%)	YTD(%)
EUR-USD	1,0617	1,06	-1,22	-3,53	-0,79
EUR-GBP	0,8624	-0,36	0,36	1,33	-2,49
EUR-CHF	0,9577	-0,57	0,01	-1,05	-3,21
EUR-JPY	158,3900	1,12	0,53	2,52	12,89
EUR-AUD	1,6555	-0,30	-0,96	0,56	5,41
EUR-CAD	1,4432	-0,01	-1,08	-0,90	-0,33
USD-GBP	1,2311	1,46	-1,58	-4,80	1,77
USD-CHF	0,9019	-1,70	1,26	2,57	-2,43
USD-JPY	149,1500	0,02	1,75	6,25	13,76

Materials

	Close	1w(%)	1m(%)	3m(%)	YTD(%)
CRB Index	277,38	2,43	0,60	3,66	-0,13
Gold cash	1873,61	3,67	5,26	-3,02	2,70
Copper	30,42	4,48	3,46	-0,05	-3,28
Brent Oil (Nymex)	47,49	1,93	-3,79	14,56	7,91
Silver	22,06	3,13	0,19	-4,51	-7,95
Natural Gas	0,01	3,92	0,58	7,59	-48,48
Coffee	0,908	2,00	-2,65	-2,71	-6,05

Correlation Matrix



Best Performers and Worst Performers

DJSX600 (LYXOR)		
BEST	1m(%)	YTD(%)
Banks	5,26	21,66
BasRes	3,46	-7,04
Ins	1,14	8,72
Auto	0,60	21,11
Fin	0,58	14,55
WORST		
Food	-2,65	-2,18
Chem	-3,79	5,16
Utilities	-3,81	2,91
PersHome	-4,36	3,87
Retail	-5,57	21,12

GEO (LYXOR)		
BEST	1m(%)	YTD(%)
EAST EUROPE	1,70	18,02
HONG KONG	1,19	-6,74
TURKEY	0,78	7,38
FTSE MIB SHORT	0,54	-18,33
NASDAQ 100	0,03	41,84
WORST		
MSCI LAT AM	-1,89	11,75
DAX	-2,23	11,12
MS WORLD RealEstate	-3,12	-3,95
MSCI KOREA	-3,95	6,36
FTSE ITA MIDCAP	-4,26	2,83

TOPICS		
BEST	1m(%)	YTD(%)
SMH - VANECK SEMICONDUCTOR	1,51	47,11
XLPE - XTRACKERS LPX PRIVATE	0,37	23,91
EMQQ - EM MKTS INTERNET & CC	0,31	2,71
LCEU - BNPP EASY LOW CARB 100	-0,13	9,03
XDWT - XTRACKERS MSCI WORL	-0,15	37,33
WORST		
GLUX - AMUNDI S&P GLOBAL LU	-4,65	6,02
HEAL - ISHARES HEALTHCARE IN	-4,76	-7,06
INRG - ISHARES GLOBAL CLEAN E	-5,90	-26,34
HTWO - L&G HYDROGEN ECONOM	-5,97	-10,35
ENER - LYXOR NEW ENERGY	-7,08	-22,91