

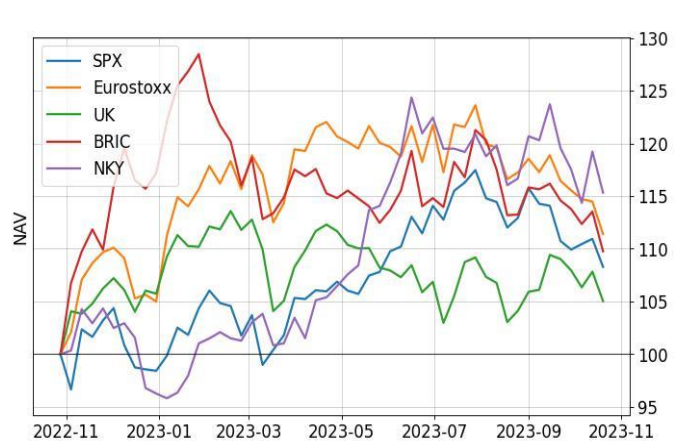
Equity

	Close	1w(%)	1m(%)	3m(%)	YTD(%)
Dow Jones (US)	33,141,38	-2,52	-2,42	-6,41	-0,02
S&P 500 (US)	4,247,68	-2,91	-1,68	-6,74	10,63
NASDAQ	14,745,86	-2,56	0,30	-4,55	34,79
BOVESPA (BR)	113,761,90	-1,85	-1,94	-6,25	3,67
DJ Stoxx 50	4,065,37	-2,07	-3,37	-7,25	7,16
FTSE 100 (UK)	7,389,70	-3,72	-3,83	-3,76	-0,83
Cac 40 (FR)	6,893,65	-1,89	-4,05	-7,19	6,49
Dax (DE)	14,879,94	-2,39	-4,35	-8,10	6,87
FTSEMIB	27,572,74	-2,78	-3,51	-4,62	16,31
SMI (CH)	10,376,81	-3,97	-5,79	-7,16	-3,29
Nikkei 225 (JP)	31,062,35	-3,02	-4,14	-5,01	19,04
Hang Seng (HK)	16,991,53	-4,33	-5,90	-8,98	-14,10
MSCI BRIC	582,11	-3,75	-4,93	-5,98	-7,01
MSCI World l.c.	269,95	-3,23	-2,36	-3,57	8,40
VIX INDEX	18,97	6,34	10,29	36,38	-12,46

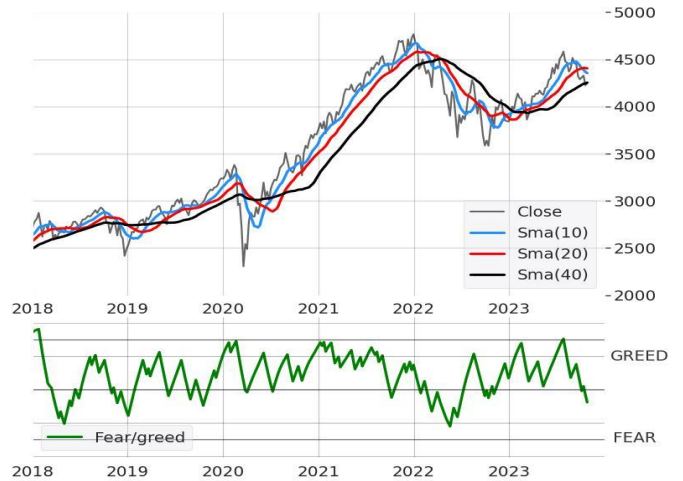
S&P500 Daily and FEAR/GREED Indicator



Compared YTD Performance



S&P500 Weekly and FEAR/GREED Indicator



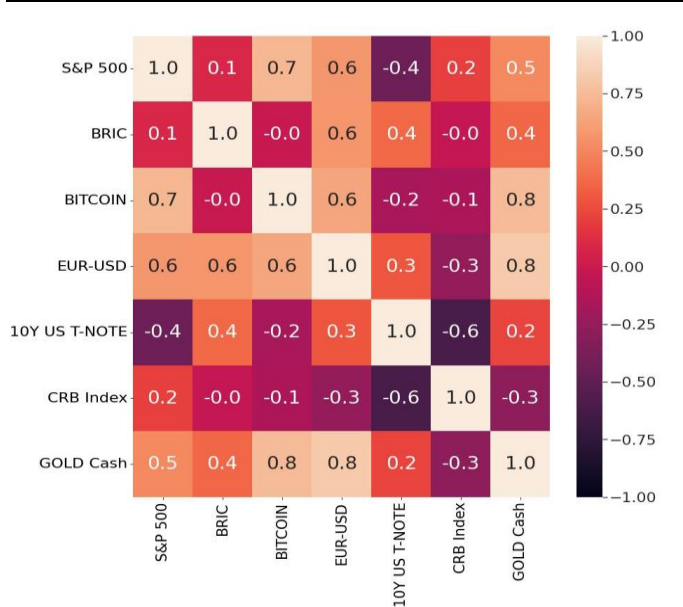
Currencies

	Close	1w(%)	1m(%)	3m(%)	YTD(%)
EUR-USD	1,0588	0,12	-0,60	-4,28	-1,07
EUR-GBP	0,8707	0,30	0,17	0,96	-1,55
EUR-CHF	0,9457	-0,64	-2,04	-1,71	-4,43
EUR-JPY	158,7500	0,20	0,52	1,43	13,15
EUR-AUD	1,6662	0,27	0,84	1,50	6,09
EUR-CAD	1,4548	0,80	1,30	-0,13	0,47
USD-GBP	1,2159	-0,16	-0,65	-5,24	0,51
USD-CHF	0,8932	-0,76	-1,51	2,70	-3,38
USD-JPY	149,9100	0,07	1,04	5,99	14,34

Materials

	Close	1w(%)	1m(%)	3m(%)	YTD(%)
CRB Index	281,85	-5,49	-6,60	0,61	1,48
Gold cash	1970,11	-5,21	-4,46	0,80	7,99
Copper	30,60	-5,72	-4,39	-1,24	-2,72
Brent Oil (Nymex)	49,04	-3,22	-5,76	13,80	11,43
Silver	22,93	-3,98	-4,66	-5,91	-4,32
Natural Gas	0,01	-4,47	-5,08	2,56	-51,52
Coffee	1,042	-1,33	-4,17	7,83	7,80

Correlation Matrix



Best Performers and Worst Performers

DJSX600 (LYXOR)			GEO (LYXOR)			TOPICS		
BEST	1m(%)	YTD(%)	BEST	1m(%)	YTD(%)	BEST	1m(%)	YTD(%)
Tech	-2,62	11,26	EAST EUROPE	6,53	23,23	GDX - VANECK GOLD MINERS	1,04	3,28
Health	-3,09	5,45	FTSE MIB SHORT	4,15	-15,55	ESPO - VANECK VIDEO GAMING E	1,00	19,04
Oil	-3,55	-0,49	NASDAQ 100	-0,18	37,81	SMH - VANECK SEMICONDUCTOR	0,62	41,22
Ins	-3,64	5,61	MSCI INDIA	-1,63	6,58	BCHN - INVESCO GLOBAL BLOCKC	0,00	13,05
Food	-4,17	-4,65	DJ INDEX	-2,21	2,82	XDWT - XTRACKERS MSCI WORL	-0,23	32,72
WORST			WORST			WORST		
Retail	-5,49	18,73	DAX	-4,39	6,93	ECAR - ISHARES ELECTRIC VEH TI	-8,01	11,86
Ind	-5,53	3,01	MSCI KOREA	-4,39	4,21	HTWO - L&G HYDROGEN ECONOM	-8,61	-15,44
Chem	-5,76	-0,11	FTSE ITA MIDCAP	-4,52	-0,31	ELCR - LYXOR MSCI FUTU MOBIL	-10,00	3,85
Auto	-6,60	13,87	MSCI LAT AM	-5,82	9,06	INRG - ISHARES GLOBAL CLEAN E	-10,79	-31,12
Telecom	-7,10	1,20	MS WORLD RealEstate	-6,14	-8,58	ENER - LYXOR NEW ENERGY	-11,91	-28,75