

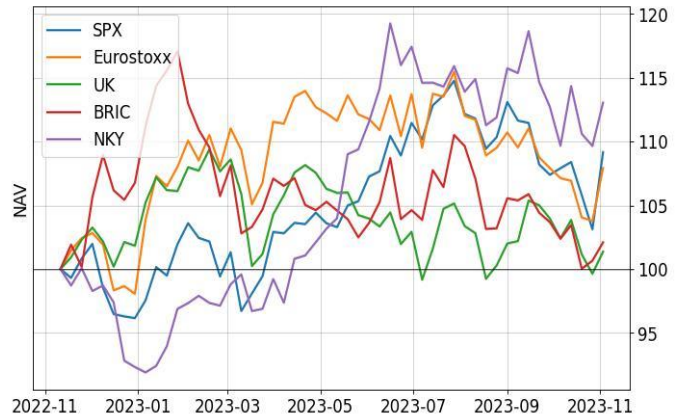
Equity

	Close	1w(%)	1m(%)	3m(%)	YTD(%)
Dow Jones (US)	34.152,60	3,29	2,23	-3,72	3,03
S&P 500 (US)	4.378,38	4,28	1,62	-3,10	14,04
NASDAQ	15.296,02	5,92	2,16	-0,73	39,82
BOVESPA (BR)	119.268,10	5,36	4,47	-0,09	8,69
DJ Stoxx 50	4.153,37	2,23	0,22	-4,25	9,48
FTSE 100 (UK)	7.410,04	1,18	-1,13	-1,91	-0,56
Cac 40 (FR)	6.986,23	1,42	-1,05	-4,56	7,92
Dax (DE)	15.152,64	2,25	-0,51	-5,00	8,83
FTSEMIB	28.395,90	2,35	2,10	-0,53	19,78
SMI (CH)	10.571,03	1,66	-2,46	-4,83	-1,48
Nikkei 225 (JP)	32.166,48	4,22	3,78	-0,65	23,27
Hang Seng (HK)	17.670,16	3,19	1,05	-9,56	-10,67
MSCI BRIC	604,33	3,11	0,66	-5,79	-3,46
MSCI World I.c.	275,94	3,07	0,09	-0,26	10,81
VIX INDEX	14,81	-19,08	-15,13	-6,09	-31,66

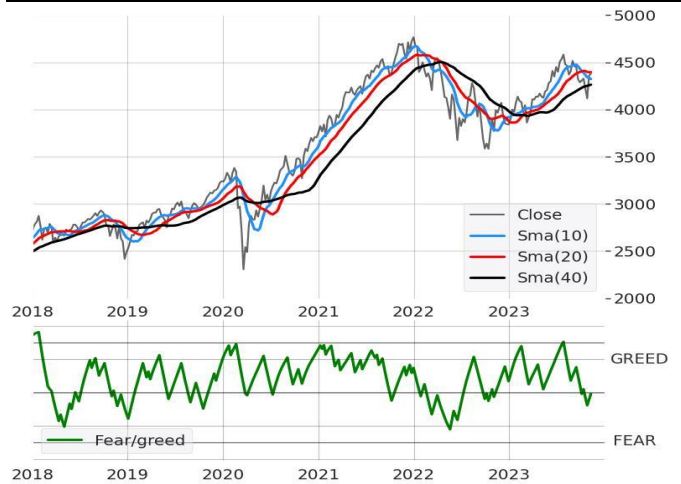
S&P500 Daily and FEAR/GREED Indicator



Compared YTD Performance



S&P500 Weekly and FEAR/GREED Indicator



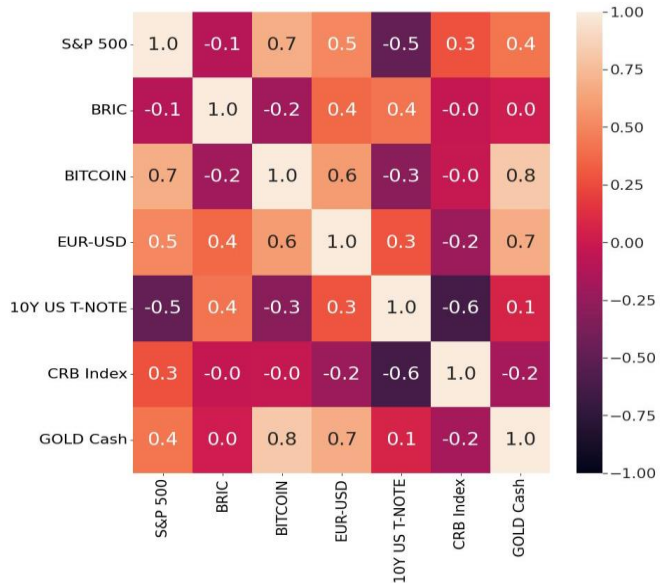
Currencies

	Close	1w(%)	1m(%)	3m(%)	YTD(%)
EUR-USD	1,0699	1,16	1,07	-2,75	-0,03
EUR-GBP	0,8698	-0,05	0,62	1,12	-1,65
EUR-CHF	0,9630	0,03	-0,01	0,28	-2,68
EUR-JPY	160,8900	0,30	1,80	2,64	14,68
EUR-AUD	1,6621	-0,39	0,25	-0,68	5,83
EUR-CAD	1,4729	0,40	1,85	0,14	1,72
USD-GBP	1,2299	1,20	0,50	-3,79	1,67
USD-CHF	0,9000	-1,14	-1,09	3,19	-2,64
USD-JPY	150,3400	-0,89	0,68	5,51	14,67

Materials

	Close	1w(%)	1m(%)	3m(%)	YTD(%)
CRB Index	275,72	3,80	-3,16	-1,24	-0,73
Gold cash	1968,40	1,97	-2,80	1,65	7,89
Copper	30,74	0,80	0,11	-1,03	-2,27
Brent Oil (Nymex)	46,33	0,30	0,79	3,01	5,27
Silver	22,60	2,87	-0,35	-2,39	-5,71
Natural Gas	0,01	3,97	-0,74	-1,25	-52,12
Coffee	1,051	2,14	3,49	9,00	8,71

Correlation Matrix



Best Performers and Worst Performers

DJSX600 (LYXOR)		
BEST	1m(%)	YTD(%)
Utilities	6,05	4,58
Food	3,49	-1,98
Tech	3,36	18,43
Telecom	1,35	5,16
Chem	0,79	4,20
WORST		
Retail	-2,23	20,38
Ind	-2,46	5,78
Banks	-2,80	16,30
Auto	-3,16	14,70
Health	-3,35	4,44

GEO (LYXOR)		
BEST	1m(%)	YTD(%)
EAST EUROPE	13,57	28,49
MSCI LAT AM	8,60	16,43
MSCI KOREA	5,53	10,55
FTSE ITA MIDCAP	2,28	4,41
FTSE MIB	2,15	24,28
WORST		
MSCI EUROPE	-0,54	7,44
HONG KONG	-0,64	-9,66
FTSE MIB SHORT	-1,69	-17,90
MSCI INDIA	-1,75	6,80
TURKEY	-9,78	-1,21

TOPICS		
BEST	1m(%)	YTD(%)
INFR - ISHARES GLOBAL INFRASTI	5,42	-8,95
XSGI - XTRACKERS S&P GLOB INF	5,25	-3,71
BCHN - INVESCO GLOBAL BLOCKC	4,88	16,66
GDX - VANECK GOLD MINERS	4,64	-0,60
XDWT - XTRACKERS MSCI WORL	3,71	39,75
WORST		
ROBO - L&G GLOBAL ROBO AND #	-3,39	4,84
ELCR - LYXOR MSCI FUTU MOBIL	-4,01	6,36
HEAL - ISHARES HEALTHCARE INI	-4,08	-11,16
ENER - LYXOR NEW ENERGY	-4,28	-29,59
ECAR - ISHARES ELECTRIC VEH TI	-4,62	11,88