

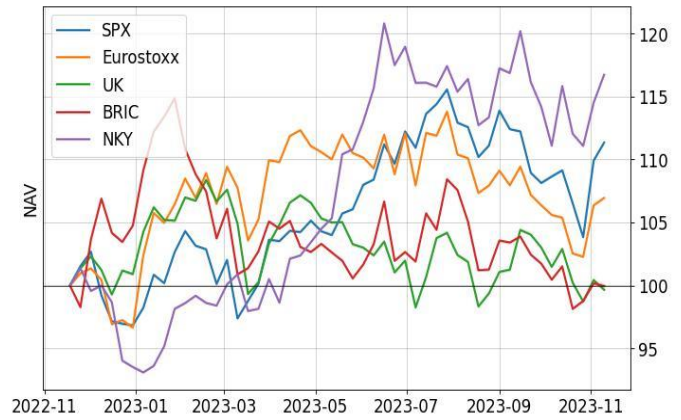
Equity

	Close	1w(%)	1m(%)	3m(%)	YTD(%)
Dow Jones (US)	34.827,70	2,01	3,44	-1,36	5,07
S&P 500 (US)	4.495,70	2,71	3,88	0,13	17,09
NASDAQ	15.812,47	3,44	5,45	3,99	44,54
BOVESPA (BR)	123.165,80	3,37	6,40	5,44	12,24
DJ Stoxx 50	4.291,72	3,34	3,76	-0,89	13,13
FTSE 100 (UK)	7.440,47	0,40	-2,09	-0,89	-0,15
Cac 40 (FR)	7.185,68	2,85	2,60	-2,22	11,00
Dax (DE)	15.614,43	3,04	2,82	-1,82	12,14
FTSEMIB	29.344,43	3,36	3,92	3,20	23,78
SMI (CH)	10.715,73	1,33	-1,69	-3,55	-0,13
Nikkei 225 (JP)	33.519,70	4,19	3,72	4,55	28,46
Hang Seng (HK)	17.396,86	-1,53	-2,34	-7,33	-12,05
MSCI BRIC	602,24	-0,35	-0,73	-3,13	-3,80
MSCI World l.c.	279,21	1,18	0,35	0,16	12,12
VIX INDEX	14,16	-3,36	-26,71	-4,45	-34,66

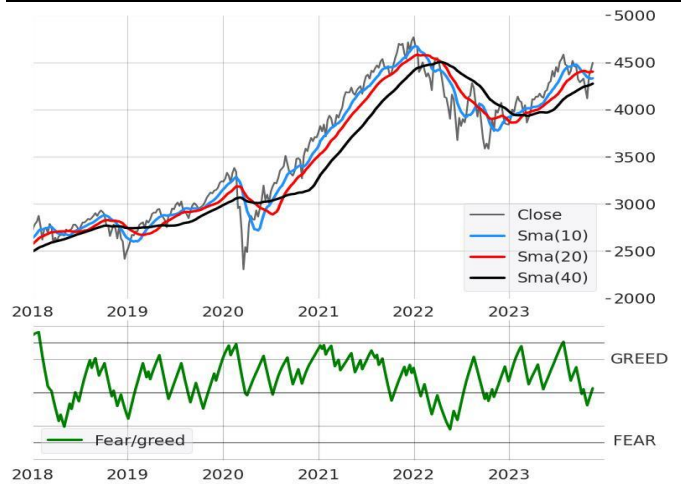
S&P500 Daily and FEAR/GREED Indicator



Compared YTD Performance



S&P500 Weekly and FEAR/GREED Indicator



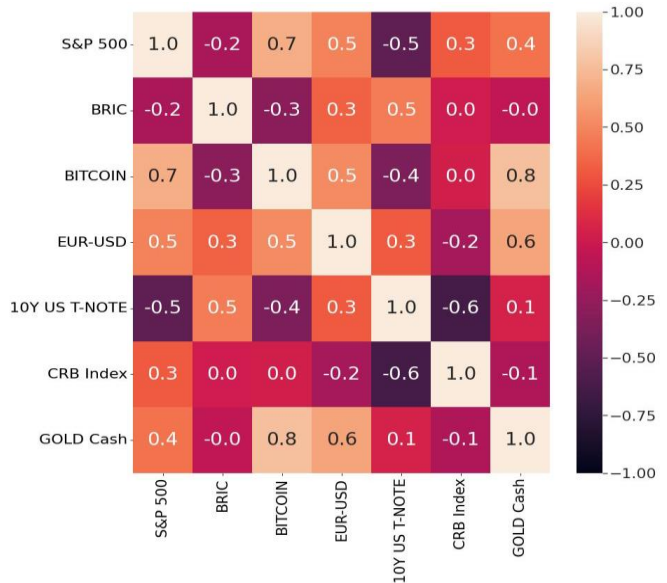
Currencies

	Close	1w(%)	1m(%)	3m(%)	YTD(%)
EUR-USD	1,0879	1,71	3,52	-0,23	1,65
EUR-GBP	0,8703	0,06	0,62	1,27	-1,59
EUR-CHF	0,9672	0,44	2,01	0,98	-2,25
EUR-JPY	163,5700	1,71	4,07	3,06	16,59
EUR-AUD	1,6716	0,57	0,21	-0,57	6,43
EUR-CAD	1,4890	1,12	3,73	1,45	2,83
USD-GBP	1,2497	1,63	2,93	-1,44	3,31
USD-CHF	0,8890	-1,22	-1,44	1,24	-3,83
USD-JPY	150,3800	0,03	0,55	3,33	14,70

Materials

	Close	1w(%)	1m(%)	3m(%)	YTD(%)
CRB Index	277,45	3,65	-0,92	-0,23	-0,11
Gold cash	1962,67	2,57	-0,31	2,87	7,58
Copper	30,49	2,71	1,36	0,21	-3,05
Brent Oil (Nymex)	46,01	4,23	4,50	0,45	4,53
Silver	23,08	4,43	3,47	2,10	-3,68
Natural Gas	0,01	2,20	1,17	-10,71	-54,55
Coffee	1,066	-0,89	0,85	16,60	10,24

Correlation Matrix



Best Performers and Worst Performers

DJSX600 (LYXOR)		
BEST	1m(%)	YTD(%)
Tech	7,56	23,14
Retail	5,76	26,19
PersHome	4,92	6,08
Utilities	4,74	6,83
Chem	4,50	8,60
WORST		
Telecom	0,50	5,94
Banks	-0,31	19,38
Auto	-0,92	19,09
Oil	-2,06	0,05
Health	-5,33	4,70

GEO (LYXOR)		
BEST	1m(%)	YTD(%)
EAST EUROPE	13,32	33,64
FTSE ITA MIDCAP	7,19	8,76
MSCI LAT AM	5,56	18,11
FTSE MIB	3,91	28,44
DAX	2,88	12,28
WORST		
MSCI ASIA ex JP	-0,78	-0,57
MSCI INDIA	-1,92	7,41
HONG KONG	-2,26	-10,08
FTSE MIB SHORT	-3,38	-20,51
TURKEY	-10,45	-5,41

TOPICS		
BEST	1m(%)	YTD(%)
SMH - VANECK SEMICONDUCTOR	4,31	54,57
BCHN - INVESCO GLOBAL BLOCK	4,00	16,40
XDWT - XTRACKERS MSCI WORL	3,85	43,26
ESPO - VANECK VIDEO GAMING E	3,79	25,88
WAT - LYXOR WORLD WATER	3,41	11,95
WORST		
INRG - ISHARES GLOBAL CLEAN E	-5,11	-31,15
ELCR - LYXOR MSCI FUTU MOBIL	-5,13	6,79
GDX - VANECK GOLD MINERS	-5,83	-2,72
SBIO - INVESCO NASDAQ BIOTECH	-6,29	-10,16
ENER - LYXOR NEW ENERGY	-6,72	-28,65