

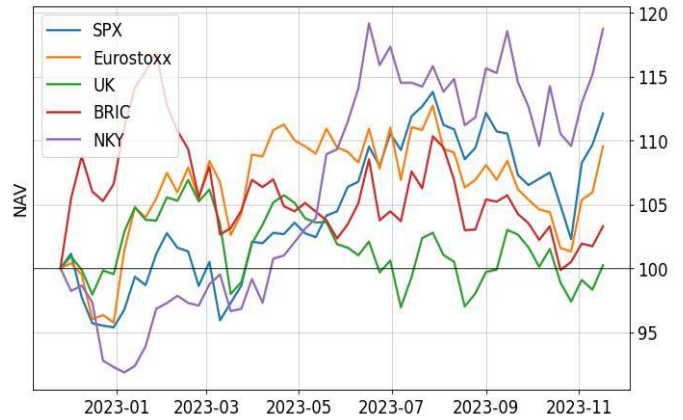
Equity

	Close	1w(%)	1m(%)	3m(%)	YTD(%)
Dow Jones (US)	35.088,29	0,79	5,92	1,81	5,86
S&P 500 (US)	4.538,19	1,01	7,43	3,15	18,20
NASDAQ	15.933,62	0,83	9,43	6,67	45,65
BOVESPA (BR)	125.626,00	2,17	11,02	9,78	14,48
DJ Stoxx 50	4.331,90	1,00	7,63	2,53	14,19
FTSE 100 (UK)	7.481,99	0,56	1,08	3,09	0,41
Cac 40 (FR)	7.229,45	0,64	6,06	0,44	11,67
Dax (DE)	15.900,53	1,93	7,45	1,91	14,20
FTSEMIB	29.153,42	-0,70	6,57	4,17	22,97
SMI (CH)	10.782,23	0,64	4,19	-0,61	0,49
Nikkei 225 (JP)	33.451,83	-0,22	7,01	5,01	28,19
Hang Seng (HK)	17.733,89	1,96	3,27	0,63	-10,35
MSCI BRIC	612,89	1,82	4,49	2,24	-2,10
MSCI World l.c.	280,15	0,35	4,07	2,63	12,50
VIX INDEX	13,35	-3,73	-38,51	-25,38	-38,39

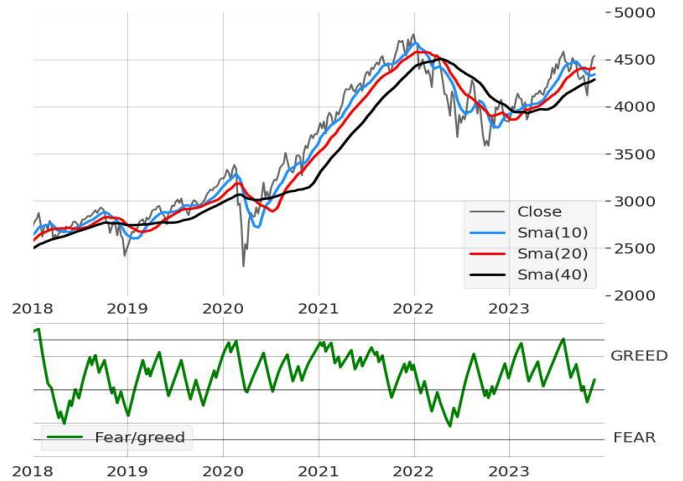
S&P500 Daily and FEAR/GREED Indicator



Compared YTD Performance



S&P500 Weekly and FEAR/GREED Indicator



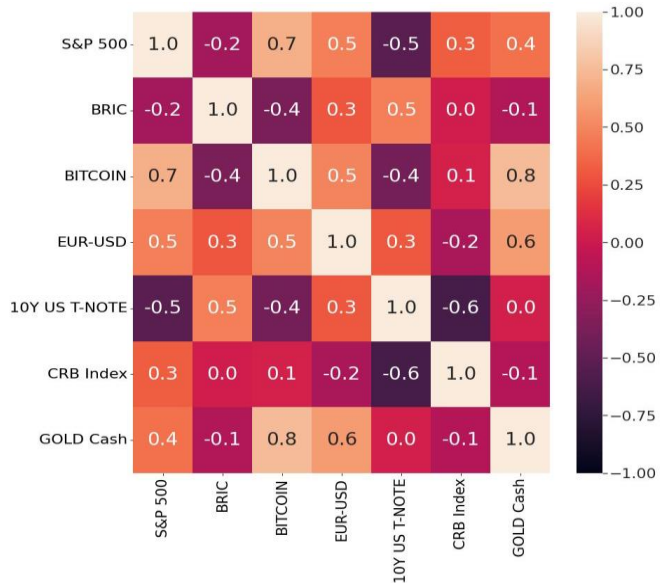
Currencies

	Close	1w(%)	1m(%)	3m(%)	YTD(%)
EUR-USD	1,0909	0,28	2,98	0,17	1,93
EUR-GBP	0,8700	-0,03	-0,11	1,86	-1,63
EUR-CHF	0,9639	-0,35	2,00	0,70	-2,59
EUR-JPY	161,9000	-1,05	2,00	1,64	15,40
EUR-AUD	1,6641	-0,45	-0,81	-2,02	5,95
EUR-CAD	1,4945	0,38	2,88	1,29	3,21
USD-GBP	1,2537	0,33	3,10	-1,70	3,64
USD-CHF	0,8834	-0,63	-0,93	0,58	-4,44
USD-JPY	148,3900	-1,33	-0,97	1,52	13,18

Materials

	Close	1w(%)	1m(%)	3m(%)	YTD(%)
CRB Index	277,06	-0,46	3,35	0,84	-0,25
Gold cash	1998,37	1,31	4,53	5,51	9,54
Copper	31,12	2,25	10,07	2,02	-1,07
Brent Oil (Nymex)	45,13	0,03	8,86	-0,67	2,54
Silver	23,73	1,20	10,34	1,64	-0,98
Natural Gas	0,01	2,24	7,94	-16,05	-58,79
Coffee	1,033	-0,75	1,48	13,50	6,87

Correlation Matrix



Best Performers and Worst Performers

DJSX600 (LYXOR)		
BEST	1m(%)	YTD(%)
Tech	14,42	25,54
Retail	11,12	29,37
Constr	10,34	20,62
BasRes	10,07	-5,17
Ind	9,48	13,05
WORST		
Telecom	3,91	6,22
Auto	3,35	18,56
Food	1,48	-3,56
Health	-0,21	5,11
Oil	-0,49	-0,24

GEO (LYXOR)		
BEST	1m(%)	YTD(%)
EAST EUROPE	9,91	33,86
MSCI LAT AM	9,74	19,01
FTSE ITA MIDCAP	8,57	8,17
DAX	7,46	14,35
FTSE MIB	7,46	28,68
WORST		
TURKEY	3,23	-1,23
DJ INDEX	2,46	5,55
HONG KONG	2,46	-11,40
MSCI INDIA	-0,51	6,80
FTSE MIB SHORT	-6,60	-20,63

TOPICS		
BEST	1m(%)	YTD(%)
BCHN - INVESCO GLOBAL BLOCK	10,61	20,81
SMH - VANECK SEMICONDUCTOR	10,32	55,30
XLPE - XTRACKERS LPX PRIVATE	9,60	25,88
XDWT - XTRACKERS MSCI WORL	9,30	44,00
RBOT - ISHARES AUTOMAT&ROB	8,05	21,65
WORST		
ECAR - ISHARES ELECTRIC VEH TI	1,44	12,84
INRG - ISHARES GLOBAL CLEAN E	1,32	-31,17
ENER - LYXOR NEW ENERGY	1,04	-28,47
SBIO - INVESCO NASDAQ BIOTECH	-3,64	-10,97
GDX - VANECK GOLD MINERS	-5,23	0,63