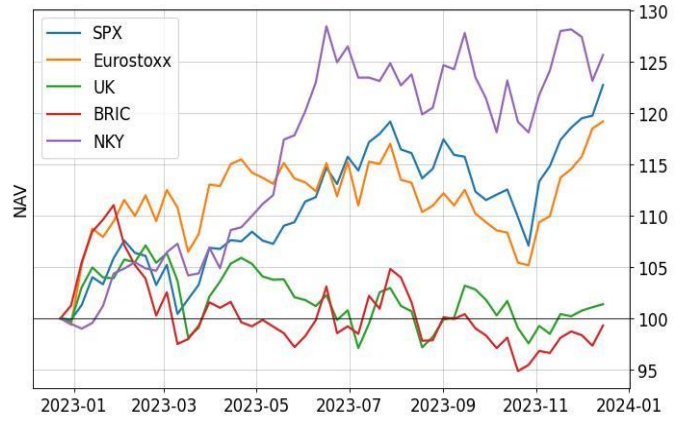


Equity

	Close	1w(%)	1m(%)	3m(%)	YTD(%)
Dow Jones (US)	37.557,92	2,80	7,47	8,81	13,31
S&P 500 (US)	4.768,37	2,76	5,63	7,30	24,19
NASDAQ	16.811,86	2,89	6,15	10,67	53,68
BOVESPA (BR)	131.850,90	4,37	5,67	11,88	20,15
DJ Stoxx 50	4.535,40	-0,03	4,48	6,90	19,55
FTSE 100 (UK)	7.638,03	1,27	1,78	-0,29	2,50
Cac 40 (FR)	7.574,67	0,43	4,71	4,02	17,01
Dax (DE)	16.744,41	-0,30	5,18	6,89	20,26
FTSEMIB	30.363,53	0,07	2,93	5,58	28,08
SMI (CH)	11.146,43	-0,04	3,81	0,70	3,89
Nikkei 225 (JP)	33.675,94	2,25	0,86	1,97	29,05
Hang Seng (HK)	16.505,00	0,75	-5,44	-8,29	-16,56
MSCI BRIC	610,97	1,16	0,71	-0,88	-2,40
MSCI World l.c.	293,09	0,92	4,68	3,97	17,69
VIX INDEX	12,53	3,33	-9,20	-11,20	-42,18

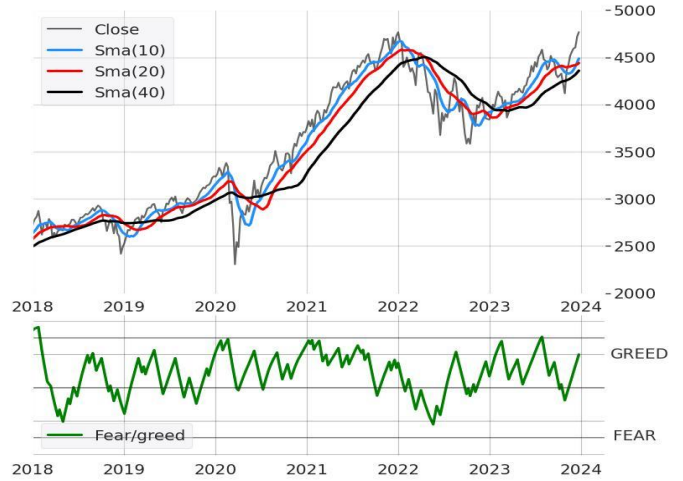
Compared YTD Performance



S&P500 Daily and FEAR/GREED Indicator



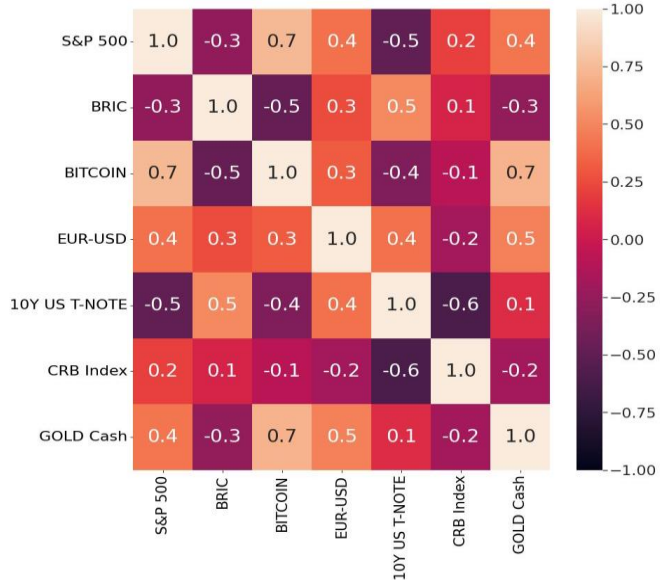
S&P500 Weekly and FEAR/GREED Indicator



Currencies

	Close	1w(%)	1m(%)	3m(%)	YTD(%)
EUR-USD	1,0980	1,72	0,67	2,84	2,60
EUR-GBP	0,8623	0,35	-1,52	0,08	-2,50
EUR-CHF	0,9453	0,05	-2,15	-1,38	-4,47
EUR-JPY	157,9200	0,58	-3,28	0,02	12,56
EUR-AUD	1,6237	-1,30	-3,07	-1,87	3,38
EUR-CAD	1,4640	-0,18	-2,16	1,96	1,10
USD-GBP	1,2730	1,36	2,16	2,74	5,23
USD-CHF	0,8608	-1,61	-2,79	-4,09	-6,88
USD-JPY	143,8200	-1,08	-3,88	-2,73	9,69

Correlation Matrix



Materials

	Close	1w(%)	1m(%)	3m(%)	YTD(%)
CRB Index	267,70	-0,23	6,12	-7,69	-3,62
Gold cash	2040,12	0,20	3,73	5,65	11,82
Copper	31,71	6,11	4,17	1,83	0,83
Brent Oil	79,23	2,57	7,32	-16,02	-7,78
Silver	24,03	2,76	10,14	3,42	0,25
Natural Gas	9,35	3,46	10,78	-32,77	-68,02
Coffee	27,605	-0,08	1,50	20,87	24,05

Best Performers and Worst Performers

DJSX600 (LYXOR)		
BEST	1m(%)	YTD(%)
Fin	10,78	29,40
Constr	10,14	32,60
Ind	9,16	23,45
Retail	8,90	38,97
Chem	7,32	16,70
WORST		
Ins	2,73	13,27
Health	2,05	7,23
Food	1,50	-2,44
Telecom	1,14	7,29
Oil	0,63	0,65

GEO (LYXOR)		
BEST	1m(%)	YTD(%)
MSCI INDIA	8,59	16,28
MSCI LAT AM	7,81	28,26
MS WORLD RealEstate	7,04	2,43
EAST EUROPE	6,45	41,57
FTSE ITA MIDCAP	5,90	14,82
WORST		
MSCI EMG MKTS	1,74	4,65
TURKEY	0,74	-2,06
FTSE MIB	0,00	29,03
FTSE MIB SHORT	-3,14	-23,31
HONG KONG	-6,23	-17,14

TOPICS		
BEST	1m(%)	YTD(%)
BCHN - INVESCO GLOBAL BLOCKC	28,59	49,59
ISPY - L&G CYBER SECURITY	14,04	38,74
XLPE - XTRACKERS LPX PRIVATE	12,64	40,97
GDX - VANECK GOLD MINERS	12,07	9,90
SBIO - INVESCO NASDAQ BIOTECH	11,43	-0,78
WORST		
INFR - ISHARES GLOBAL INFRASTR	4,54	-5,16
HTWO - L&G HYDROGEN ECONOM	4,52	-8,60
ESPO - VANECK VIDEO GAMING E	4,01	29,11
ELCR - LYXOR MSCI FUTU MOBIL	3,96	10,60
EMQQ - EM MKTS INTERNET & CC	2,84	2,36