

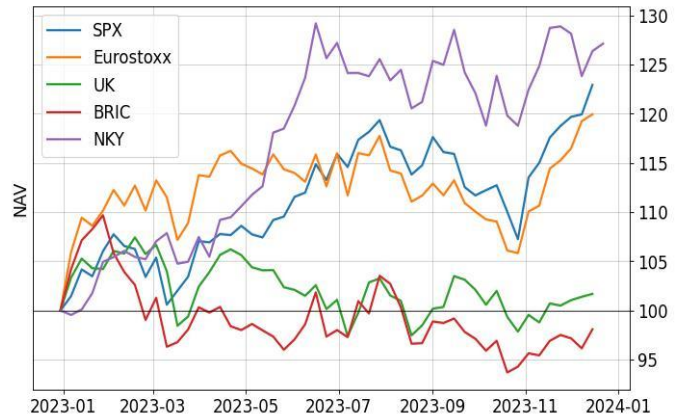
Equity

	Close	1w(%)	1m(%)	3m(%)	YTD(%)
Dow Jones (US)	37.385,97	0,23	5,99	10,08	12,79
S&P 500 (US)	4.754,63	0,78	4,35	10,06	23,83
NASDAQ	16.777,40	0,96	4,85	14,12	53,36
BOVESPA (BR)	132.752,90	2,03	5,33	14,43	20,98
DJ Stoxx 50	4.521,47	-0,64	3,89	7,47	19,19
FTSE 100 (UK)	7.697,51	1,62	3,05	0,18	3,30
Cac 40 (FR)	7.568,82	-0,39	4,24	5,34	16,92
Dax (DE)	16.706,18	-0,28	4,69	7,38	19,98
FTSEMIB	30.353,29	-0,07	4,11	6,22	28,04
SMI (CH)	11.153,09	-0,36	2,96	1,26	3,95
Nikkei 225 (JP)	33.254,03	1,47	-1,10	1,76	27,44
Hang Seng (HK)	16.340,41	-2,55	-7,86	-9,51	-17,40
MSCI BRIC	600,66	-2,17	-1,88	-1,90	-4,05
MSCI World l.c.	292,29	-0,05	3,52	5,73	17,38
VIX INDEX	13,03	5,84	1,40	-24,24	-39,87

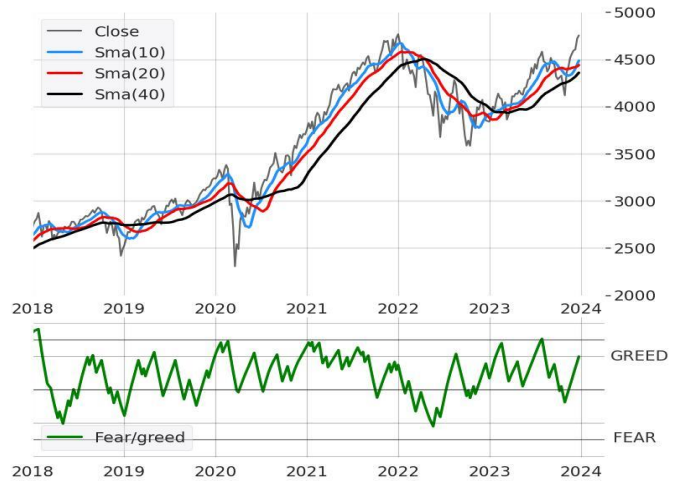
S&P500 Daily and FEAR/GREED Indicator



Compared YTD Performance



S&P500 Weekly and FEAR/GREED Indicator



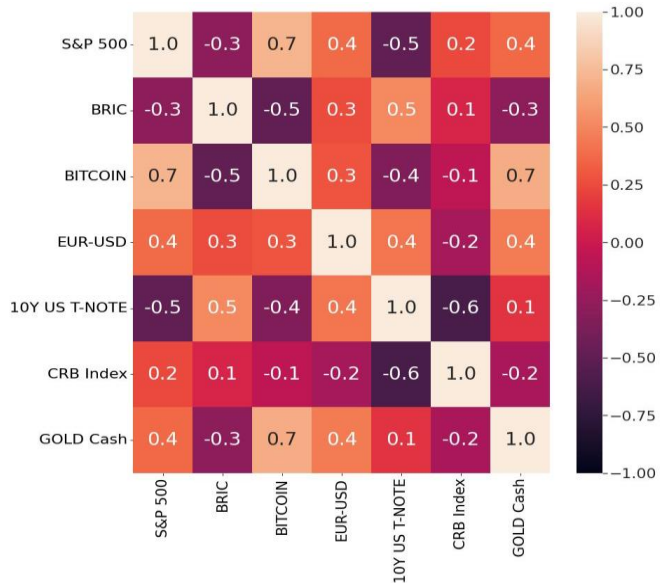
Currencies

	Close	1w(%)	1m(%)	3m(%)	YTD(%)
EUR-USD	1,1010	1,07	1,13	3,36	2,88
EUR-GBP	0,8669	0,90	-0,50	-0,26	-1,98
EUR-CHF	0,9423	-0,57	-2,08	-2,39	-4,77
EUR-JPY	156,8300	1,20	-3,69	-0,70	11,78
EUR-AUD	1,6193	-0,36	-2,70	-2,00	3,10
EUR-CAD	1,4606	0,18	-1,99	1,71	0,87
USD-GBP	1,2700	0,20	1,67	3,78	4,98
USD-CHF	0,8555	-1,66	-3,19	-5,67	-7,45
USD-JPY	142,4100	0,17	-4,76	-4,02	8,62

Materials

	Close	1w(%)	1m(%)	3m(%)	YTD(%)
CRB Index	266,59	-2,80	5,10	-6,78	-4,02
Gold cash	2052,98	0,76	4,96	6,65	12,53
Copper	31,59	2,04	4,54	2,00	0,45
Brent Oil	79,07	0,89	7,21	-15,22	-7,96
Silver	24,17	-0,59	9,94	2,71	0,84
Natural Gas	9,60	1,49	10,37	-27,21	-67,16
Coffee	27,125	0,20	0,54	27,13	21,90

Correlation Matrix



Best Performers and Worst Performers

DJSX600 (LYXOR)		
BEST	1m(%)	YTD(%)
Fin	10,37	29,87
Constr	9,94	33,44
Ind	9,06	23,77
Chem	7,21	16,80
Retail	6,67	37,99
WORST		
Ins	2,65	13,41
Health	2,36	7,73
Telecom	1,82	8,94
PersHome	1,67	8,60
Food	0,54	-2,05

GEO (LYXOR)		
BEST	1m(%)	YTD(%)
MSCI LAT AM	6,76	28,23
MSCI INDIA	6,72	14,93
MS WORLD RealEstate	6,66	2,52
FTSE ITA MIDCAP	6,21	14,94
EAST EUROPE	5,45	41,51
WORST		
MSCI EMG MKTS	0,36	3,82
FTSE MIB	0,27	28,98
TURKEY	-3,26	-4,40
FTSE MIB SHORT	-3,29	-23,18
HONG KONG	-10,48	-20,23

TOPICS		
BEST	1m(%)	YTD(%)
BCHN - INVESCO GLOBAL BLOCKC	28,91	53,67
SBIO - INVESCO NASDAQ BIOTECH	12,15	0,40
ISPY - L&G CYBER SECURITY	10,44	37,24
GDX - VANECK GOLD MINERS	10,09	10,11
XLPE - XTRACKERS LPX PRIVATE	9,65	39,94
WORST		
INFR - ISHARES GLOBAL INFRASTR	3,85	-5,20
XDWT - XTRACKERS MSCI WORL	3,01	50,02
MILL - LYXOR MSCI MILLENIAL E	2,40	14,64
ESPO - VANECK VIDEO GAMING E	-0,08	24,94
EMQQ - EM MKTS INTERNET & CC	-2,79	-1,25