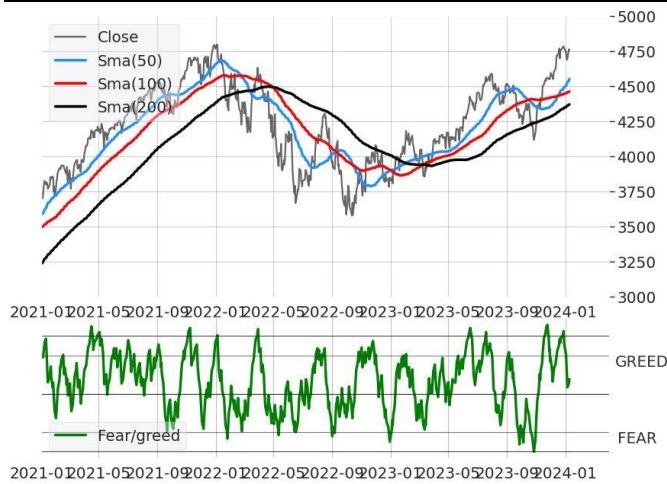


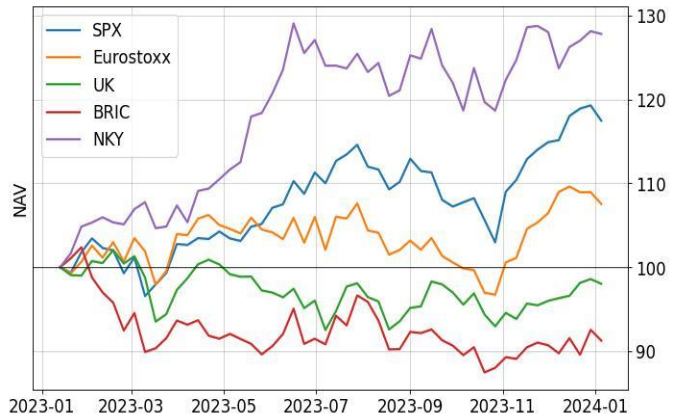
## Equity

	Close	1w(%)	1m(%)	3m(%)	YTD(%)
Dow Jones (US)	37.525,16	-0,52	3,52	11,67	-0,44
S&P 500 (US)	4.756,50	0,30	3,30	9,71	-0,28
NASDAQ	16.678,70	0,84	3,69	10,84	-0,88
BOVESPA (BR)	131.446,60	-0,98	3,43	14,15	-2,04
DJ Stoxx 50	4.467,17	-1,01	-1,24	8,62	-1,20
FTSE 100 (UK)	7.683,96	-0,50	1,71	2,56	-0,64
Cac 40 (FR)	7.426,62	-1,38	-1,33	5,77	-1,55
Dax (DE)	16.688,36	-0,48	-0,42	10,31	-0,38
FTSEMIB	30.408,78	-0,38	0,02	9,85	0,19
SMI (CH)	11.248,65	1,00	1,60	3,94	1,00
Nikkei 225 (JP)	34.441,72	3,03	6,60	8,49	2,92
Hang Seng (HK)	16.190,02	-3,66	-0,88	-7,58	-5,03
MSCI BRIC	602,99	-2,08	0,19	0,47	-2,83
MSCI World l.c.	294,33	0,29	1,86	6,33	0,47
VIX INDEX	12,76	-3,56	3,32	-27,91	2,49

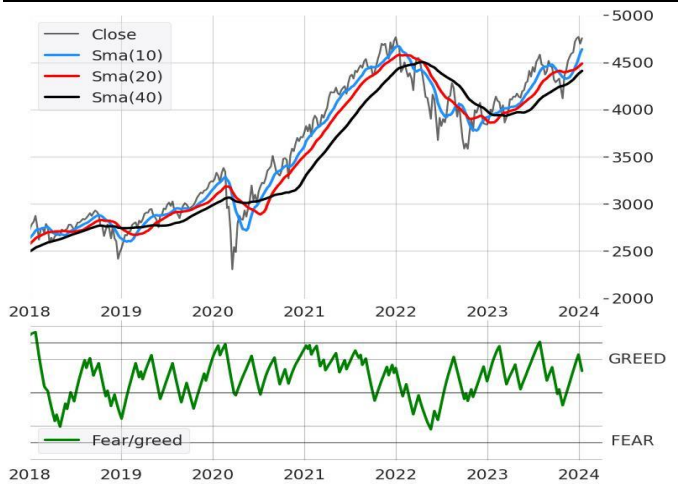
## S&P500 Daily and FEAR/GREED Indicator



## Compared YTD Performance



## S&P500 Weekly and FEAR/GREED Indicator



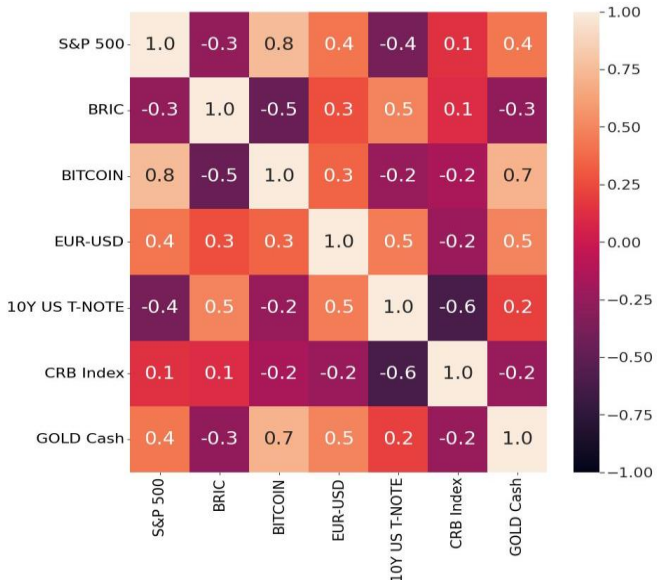
## Currencies

	Close	1w(%)	1m(%)	3m(%)	YTD(%)
EUR-USD	1,0931	-0,15	1,58	3,46	-0,95
EUR-GBP	0,8599	-0,82	0,31	-0,39	-0,80
EUR-CHF	0,9316	0,14	-1,60	-2,73	0,32
EUR-JPY	157,9100	1,64	1,21	0,63	1,47
EUR-AUD	1,6341	0,97	-0,13	-0,85	0,83
EUR-CAD	1,4635	0,43	0,11	1,93	0,09
USD-GBP	1,2705	0,73	1,27	3,83	-0,19
USD-CHF	0,8522	0,26	-3,12	-5,99	1,27
USD-JPY	144,4700	1,72	-0,32	-2,71	2,42

## Materials

	Close	1w(%)	1m(%)	3m(%)	YTD(%)
CRB Index	264,69	-0,95	-1,88	-5,51	0,33
Gold cash	2029,06	0,91	2,42	9,04	-1,63
Copper	30,86	-3,79	0,23	-0,15	-1,42
Brent Oil	77,59	-3,46	-0,29	-11,98	0,71
Silver	22,94	-1,67	2,74	4,78	-3,44
Natural Gas	11,12	-1,89	1,53	-29,14	11,09
Coffee	26,335	0,18	0,45	26,77	0,17

## Correlation Matrix



## Best Performers and Worst Performers

DJSX600 (LYXOR)			GEO (LYXOR)			TOPICS		
BEST	1m(%)	YTD(%)	BEST	1m(%)	YTD(%)	BEST	1m(%)	YTD(%)
Health	6,30	4,08	MSCI LAT AM	3,57	-2,14	SBIO - INVESCO NASDAQ BIOTECI	11,85	4,80
Constr	2,74	-1,42	FTSE ITA MIDCAP	3,48	-0,93	HEAL - ISHARES HEALTHCARE INI	8,17	2,19
Banks	2,42	2,02	MSCI INDIA	2,50	1,55	SMH - VANECK SEMICONDUCTOR	5,45	-1,15
Fin	1,53	-2,55	NASDAQ 100	2,02	0,36	GENDEE - UBS GLOB GEN EQUAL	4,10	0,15
Ind	1,49	-1,66	MSCI USA	1,88	0,75	INRG - ISHARES GLOBAL CLEAN E	3,87	-3,64
WORST			WORST			WORST		
Ins	-0,75	0,74	MSCI ASIA ex JP	0,41	-2,17	ELCR - LYXOR MSCI FUTU MOBIL	-0,92	-2,78
Auto	-1,88	0,07	DAX	-0,47	-0,21	MILL - LYXOR MSCI MILLENIAL E	-1,68	-1,25
PersHome	-2,36	-1,73	FTSE MIB	-3,45	0,39	EMQQ - EM MKTS INTERNET & CC	-2,47	-1,82
Tech	-2,78	-3,25	HONG KONG	-4,20	-4,53	GLUX - AMUNDI S&P GLOBAL LU'	-2,60	-2,76
Retail	-3,02	-4,17	TURKEY	-4,49	5,13	GDX - VANECK GOLD MINERS	-3,23	-4,77