

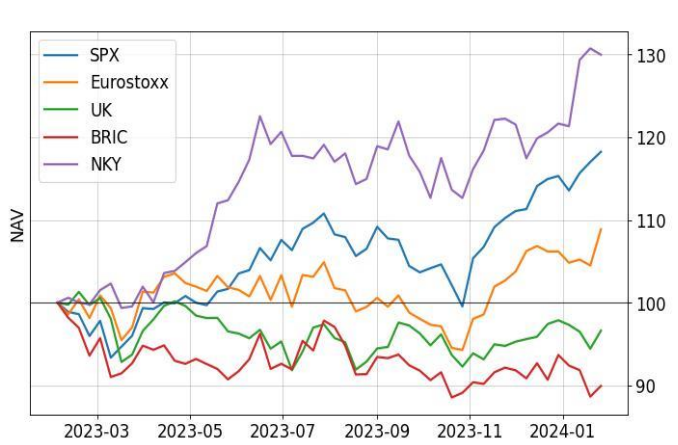
Equity

	Close	1w(%)	1m(%)	3m(%)	YTD(%)
Dow Jones (US)	38,467,31	1,49	2,06	16,82	2,06
S&P 500 (US)	4,924,97	1,27	3,25	18,19	3,25
NASDAQ	17,476,71	0,43	3,87	21,91	3,87
BOVESPA (BR)	127,401,80	-0,64	-5,06	13,21	-5,06
DJ Stoxx 50	4,662,70	4,35	3,12	15,75	3,12
FTSE 100 (UK)	7,666,31	2,34	-0,87	4,63	-0,87
Cac 40 (FR)	7,677,47	3,84	1,78	12,49	1,78
Dax (DE)	16,972,34	2,06	1,32	15,33	1,32
FTSEMIB	30,623,27	1,80	0,90	12,01	0,90
SMI (CH)	11,443,13	2,64	2,74	10,22	2,74
Nikkei 225 (JP)	36,286,71	0,18	8,43	17,59	8,43
Hang Seng (HK)	15,703,45	2,05	-7,88	-9,78	-7,88
MSCI BRIC	588,74	0,92	-5,12	-0,45	-5,12
MSCI World l.c.	305,00	1,44	4,11	15,03	4,11
VIX INDEX	13,31	6,10	6,91	-32,61	6,91

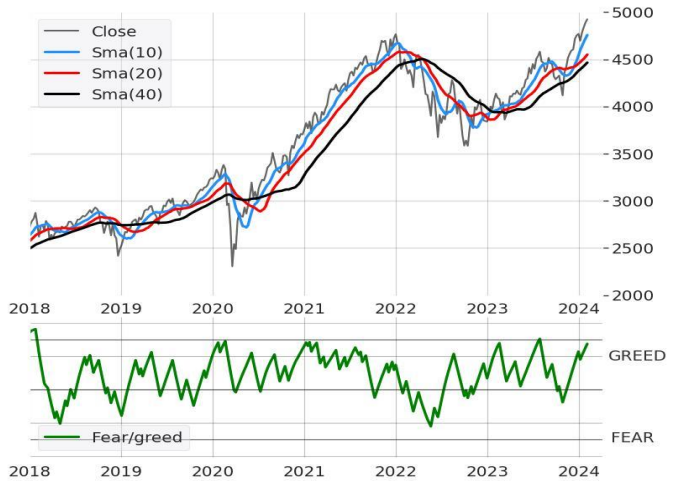
S&P500 Daily and FEAR/GREED Indicator



Compared 12M Performance



S&P500 Weekly and FEAR/GREED Indicator



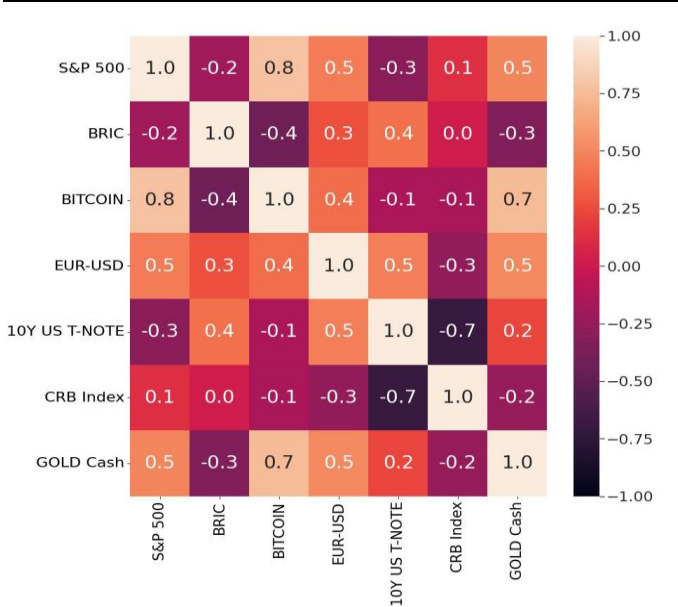
Currencies

	Close	1w(%)	1m(%)	3m(%)	YTD(%)
EUR-USD	1,0840	-0,10	-1,78	2,14	-1,78
EUR-GBP	0,8537	-0,20	-1,51	-2,10	-1,51
EUR-CHF	0,9346	-1,04	0,65	-2,36	0,65
EUR-JPY	160,0700	-0,62	2,85	1,18	2,85
EUR-AUD	1,6426	-0,42	1,36	-1,34	1,36
EUR-CAD	1,4525	-0,57	-0,66	-1,02	-0,66
USD-GBP	1,2697	0,08	-0,25	4,35	-0,25
USD-CHF	0,8616	-1,02	2,39	-4,46	2,39
USD-JPY	147,6000	-0,54	4,64	-1,01	4,64

Materials

	Close	1w(%)	1m(%)	3m(%)	YTD(%)
CRB Index	274,00	2,68	-1,59	-2,41	3,85
Gold cash	2036,12	2,41	1,33	2,02	-1,28
Copper	32,07	2,30	-5,10	4,17	2,44
Brent Oil	82,87	2,91	-3,78	-5,24	7,57
Silver	23,16	2,96	-0,92	-0,62	-2,49
Natural Gas	8,99	2,81	0,16	-38,52	-10,18
Coffee	28,420	3,33	1,20	24,84	8,10

Correlation Matrix



Best Performers and Worst Performers

DJSX600 (LYXOR)			GEO (LYXOR)			TOPICS		
BEST	1m(%)	YTD(%)	BEST	1m(%)	YTD(%)	BEST	1m(%)	YTD(%)
Tech	8,37	8,37	TURKEY	13,47	13,47	SMH - VANECK SEMICONDUCTOR	9,95	9,95
Health	3,58	3,58	NASDAQ 100	6,77	6,77	XDWT - XTRACKERS MSCI WORL	8,91	8,91
PersHome	3,16	3,16	MSCI USA	5,19	5,19	FSKY - FIRST TRUST CLOUD COMI	8,39	8,39
Telecom	2,87	2,87	DJ INDEX	4,00	4,00	ISPY - L&G CYBER SECURITY	7,80	7,80
Ins	2,39	2,39	MSCI INDIA	3,89	3,89	GOAI - AMUNDI STX GLB ARTIFIC	6,59	6,59
WORST			WORST			WORST		
Auto	-1,59	-1,59	EAST EUROPE	-2,21	-2,21	HTWO - L&G HYDROGEN ECONOM	-3,82	-3,82
Retail	-1,93	-1,93	MSCI ASIA ex JP	-2,39	-2,39	GDX - VANECK GOLD MINERS	-7,35	-7,35
Chem	-3,78	-3,78	MSCI LAT AM	-4,06	-4,06	BCHN - INVESCO GLOBAL BLOCK	-8,85	-8,85
Utilities	-3,87	-3,87	MSCI KOREA	-6,99	-6,99	ENER - LYXOR NEW ENERGY	-9,41	-9,41
BasRes	-5,10	-5,10	HONG KONG	-7,32	-7,32	INRG - ISHARES GLOBAL CLEAN E	-9,43	-9,43