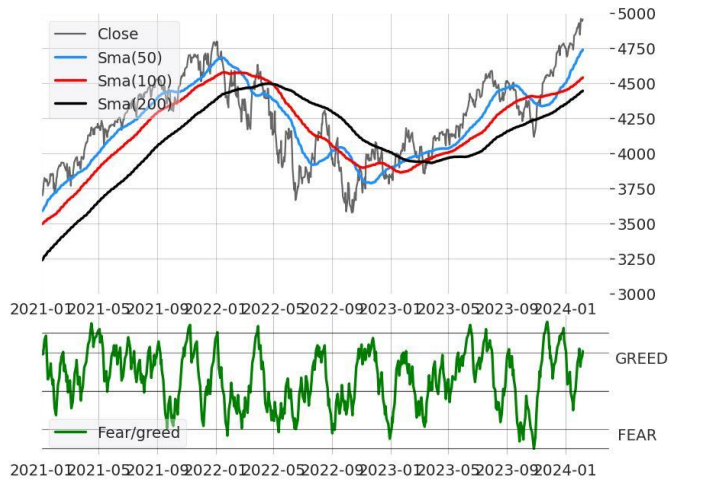


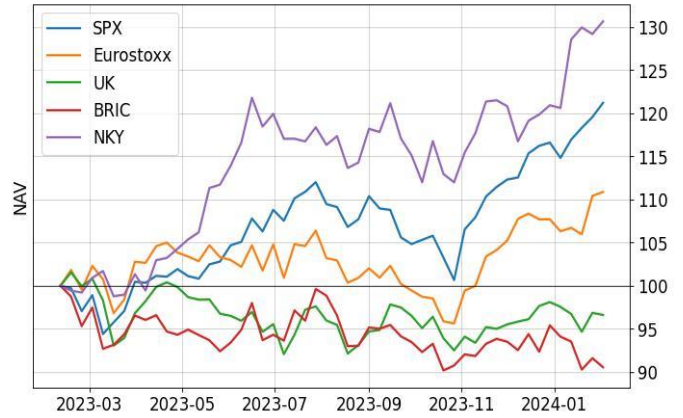
## Equity

	Close	1w(%)	1m(%)	3m(%)	YTD(%)
Dow Jones (US)	38.521,36	0,14	2,82	12,98	2,21
S&P 500 (US)	4.954,23	0,62	5,47	13,47	3,87
NASDAQ	17.572,73	0,59	7,77	15,95	4,44
BOVESPA (BR)	130.416,30	2,28	-1,22	10,12	-2,81
DJ Stoxx 50	4.690,87	0,63	5,09	12,80	3,74
FTSE 100 (UK)	7.681,01	0,19	-0,11	3,55	-0,68
Cac 40 (FR)	7.638,97	-0,52	2,94	8,91	1,27
Dax (DE)	17.033,24	0,37	2,65	12,53	1,68
FTSEMIB	31.116,75	1,62	2,22	8,83	2,52
SMI (CH)	11.245,03	-1,77	0,53	6,32	0,96
Nikkei 225 (JP)	36.119,92	-0,50	8,22	11,92	7,94
Hang Seng (HK)	16.136,87	2,62	-2,41	-10,18	-5,34
MSCI BRIC	606,21	2,85	-0,95	-0,32	-2,31
MSCI World l.c.	308,37	1,16	6,24	12,29	5,26
VIX INDEX	13,06	-1,87	-2,17	-12,29	4,90

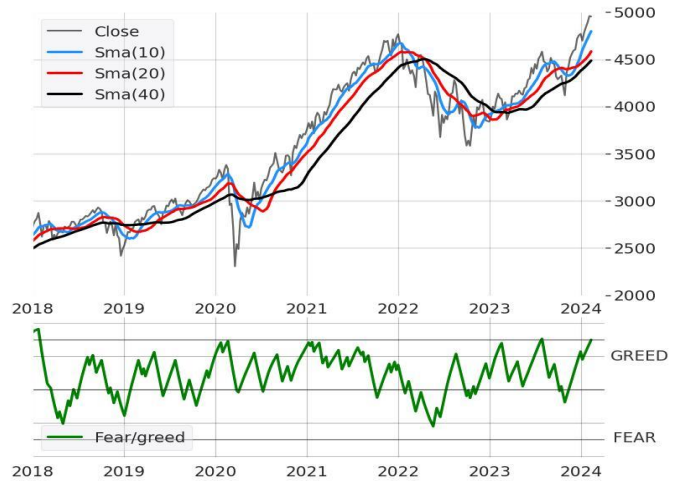
## S&P500 Daily and FEAR/GREED Indicator



## Compared 12m Performance



## S&P500 Weekly and FEAR/GREED Indicator



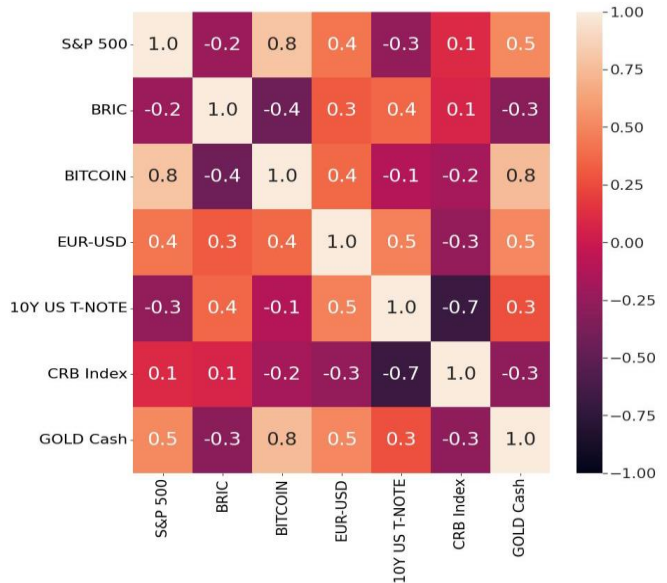
## Currencies

	Close	1w(%)	1m(%)	3m(%)	YTD(%)
EUR-USD	1,0741	-0,84	-1,83	0,11	-2,67
EUR-GBP	0,8568	0,53	-0,44	-1,14	-1,15
EUR-CHF	0,9350	0,24	0,53	-3,05	0,69
EUR-JPY	159,7000	-0,04	0,93	-0,34	2,62
EUR-AUD	1,6569	1,12	1,71	0,58	2,24
EUR-CAD	1,4544	0,10	-0,50	-0,76	-0,53
USD-GBP	1,2532	-1,38	-1,45	1,26	-1,55
USD-CHF	0,8705	1,11	2,44	-3,15	3,45
USD-JPY	148,6700	0,82	2,78	-0,47	5,39

## Materials

	Close	1w(%)	1m(%)	3m(%)	YTD(%)
CRB Index	269,05	3,29	2,66	-4,55	1,98
Gold cash	2024,67	-0,75	-1,80	1,63	-1,84
Copper	31,48	-2,00	-5,97	1,94	0,56
Brent Oil	78,59	0,14	-0,47	-7,74	2,01
Silver	22,36	-0,05	1,31	-3,63	-5,88
Natural Gas	8,83	-2,10	0,52	-38,08	-11,75
Coffee	27,155	1,36	3,04	12,44	3,29

## Correlation Matrix



## Best Performers and Worst Performers

DJSX600 (LYXOR)			GEO (LYXOR)			TOPICS		
BEST	1m(%)	YTD(%)	BEST	1m(%)	YTD(%)	BEST	1m(%)	YTD(%)
Tech	14,65	9,78	TURKEY	14,55	17,62	SMH - VANECK SEMICONDUCTOR	15,67	11,34
PersHome	6,54	4,02	NASDAQ 100	9,58	7,71	XDWT - XTRACKERS MSCI WORL	12,99	10,07
Ind	4,18	2,10	MSCI USA	7,12	6,54	FSKY - FIRST TRUST CLOUD COM	11,14	7,43
Food	3,04	2,55	MSCI INDIA	5,89	8,13	ISPY - L&G CYBER SECURITY	10,27	6,12
Auto	2,66	1,68	DJ INDEX	4,58	5,25	ESPO - VANECK VIDEO GAMING E	9,72	7,83
WORST			WORST			WORST		
Oil	-1,37	-0,36	MSCI LAT AM	0,78	-0,58	XSGI - XTRACKERS S&P GLOB INF	-1,88	-0,91
Banks	-1,80	0,57	HONG KONG	0,23	-2,08	GDX - VANECK GOLD MINERS	-5,60	-8,30
Telecom	-1,86	0,70	MSCI KOREA	-0,26	-2,68	INRG - ISHARES GLOBAL CLEAN E	-5,71	-8,94
BasRes	-5,97	-7,08	MS WORLD RealEstate	-1,60	-2,63	BCHN - INVESCO GLOBAL BLOCKC	-6,75	-10,37
Utilities	-6,64	-5,54	FTSE MIB SHORT	-2,17	-2,47	ENER - LYXOR NEW ENERGY	-7,42	-10,57