

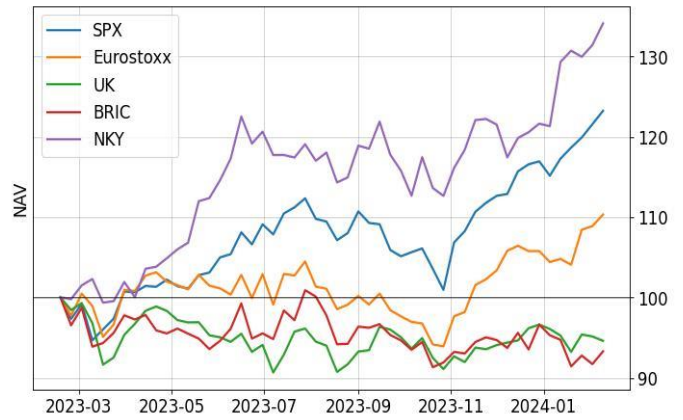
Equity

	Close	1w(%)	1m(%)	3m(%)	YTD(%)
Dow Jones (US)	38.272,75	-0,66	1,81	11,46	1,55
S&P 500 (US)	4.953,17	-0,02	3,54	12,28	3,84
NASDAQ	17.600,42	0,16	4,56	13,68	4,60
BOVESPA (BR)	128.025,70	0,64	-2,60	7,55	-4,59
DJ Stoxx 50	4.689,28	-0,04	4,67	10,80	3,71
FTSE 100 (UK)	7.512,28	-2,21	-1,48	1,16	-2,86
Cac 40 (FR)	7.625,31	-0,18	2,15	7,59	1,09
Dax (DE)	16.880,83	-0,91	1,06	10,01	0,77
FTSEMIB	31.134,17	0,06	2,18	7,64	2,58
SMI (CH)	11.142,79	-0,91	-0,74	5,22	0,04
Nikkei 225 (JP)	37.703,32	4,45	5,98	15,32	12,67
Hang Seng (HK)	15.746,58	1,32	-2,74	-10,08	-7,63
MSCI BRIC	598,42	-1,28	-1,64	-0,52	-3,56
MSCI World l.c.	308,72	0,12	4,64	11,27	5,38
VIX INDEX	15,85	21,97	24,80	7,38	27,31

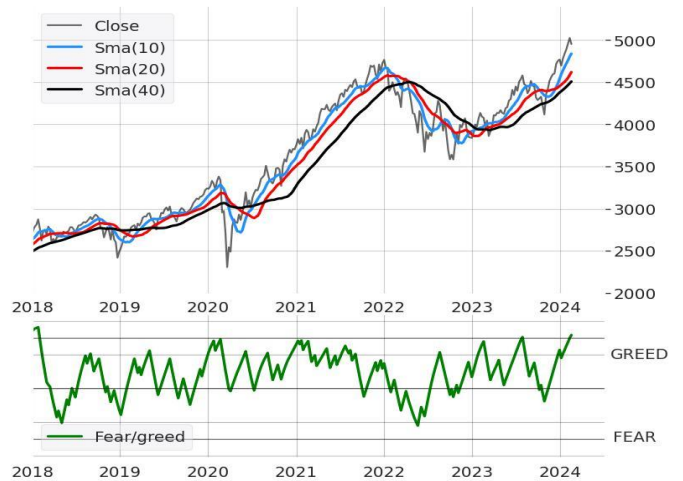
S&P500 Daily and FEAR/GREED Indicator



Compared 12m Performance



S&P500 Weekly and FEAR/GREED Indicator



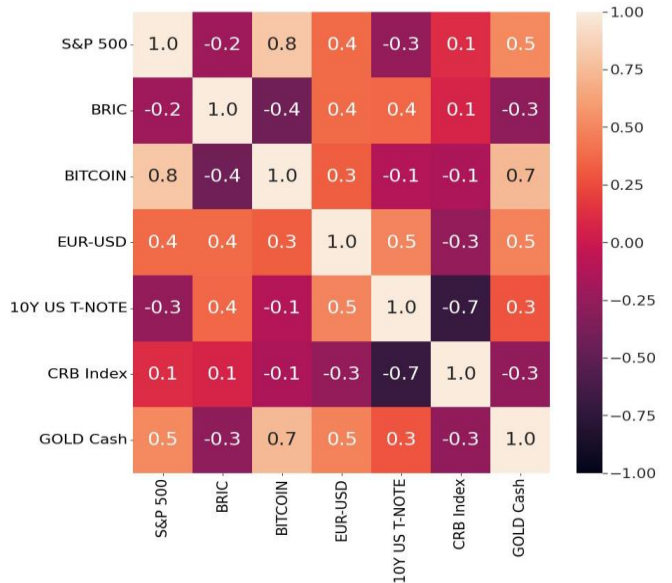
Currencies

	Close	1w(%)	1m(%)	3m(%)	YTD(%)
EUR-USD	1,0709	-0,29	-2,19	0,11	-2,96
EUR-GBP	0,8503	-0,76	-1,00	-2,39	-1,90
EUR-CHF	0,9499	1,60	1,78	-1,51	2,29
EUR-JPY	161,4700	1,12	1,76	-0,51	3,75
EUR-AUD	1,6591	0,13	1,31	-1,06	2,38
EUR-CAD	1,4524	-0,14	-1,08	-1,62	-0,67
USD-GBP	1,2589	0,45	-1,27	2,53	-1,10
USD-CHF	0,8870	1,94	4,08	-1,62	5,41
USD-JPY	150,7900	1,46	4,06	-0,61	6,90

Materials

	Close	1w(%)	1m(%)	3m(%)	YTD(%)
CRB Index	273,05	2,74	6,46	-1,65	3,50
Gold cash	1992,13	-1,16	-0,33	2,38	-3,42
Copper	31,07	-2,42	-5,58	1,67	-0,75
Brent Oil	82,77	-1,65	-1,43	0,30	7,44
Silver	22,07	-0,79	-0,13	-1,04	-7,07
Natural Gas	7,50	-0,73	-0,37	-43,94	-25,09
Coffee	28,250	-2,36	0,22	15,33	7,46

Correlation Matrix



Best Performers and Worst Performers

DJSX600 (LYXOR)		
BEST	1m(%)	YTD(%)
Tech	13,02	10,08
PersHome	7,37	4,74
Auto	6,46	4,36
Ind	1,86	1,84
Ins	1,59	1,75
WORST		
Chem	-1,43	-5,23
Retail	-3,28	-6,63
Telecom	-3,76	-1,28
BasRes	-5,58	-9,40
Utilities	-8,94	-8,19

GEO (LYXOR)		
BEST	1m(%)	YTD(%)
TURKEY	9,81	18,38
NASDAQ 100	7,61	8,81
MSCI USA	6,55	7,51
DJ INDEX	4,80	5,47
MSCI KOREA	4,68	-1,06
WORST		
DAX	1,06	0,87
HONG KONG	-1,25	-4,82
FTSE MIB SHORT	-2,13	-2,39
MSCI LAT AM	-2,43	-3,94
MS WORLD RealEstate	-3,69	-4,29

TOPICS		
BEST	1m(%)	YTD(%)
SMH - VANECK SEMICONDUCTOR	17,38	15,72
BCHN - INVESCO GLOBAL BLOCK	14,35	2,56
XDWT - XTRACKERS MSCI WORL	10,39	12,07
FSKY - FIRST TRUST CLOUD COM	9,68	10,70
ESPO - VANECK VIDEO GAMING E	8,42	9,30
WORST		
INRG - ISHARES GLOBAL CLEAN E	-0,93	-6,29
INFR - ISHARES GLOBAL INFRAST	-1,94	-1,27
ENER - LYXOR NEW ENERGY	-3,70	-8,73
XSGI - XTRACKERS S&P GLOB INF	-3,84	-3,30
GDX - VANECK GOLD MINERS	-10,62	-12,91