

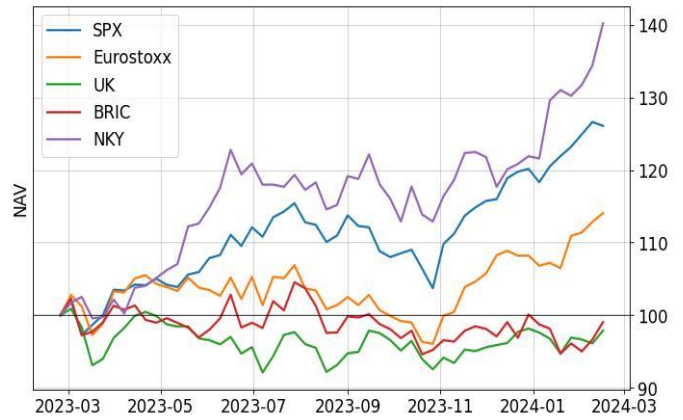
Equity

	Close	1w(%)	1m(%)	3m(%)	YTD(%)
Dow Jones (US)	38,563,80	0,77	1,85	9,71	2,32
S&P 500 (US)	4,975,51	0,46	2,80	9,41	4,31
NASDAQ	17,546,10	-0,31	1,34	9,48	4,28
BOVESPA (BR)	129,916,10	1,48	1,79	3,14	-3,18
DJ Stoxx 50	4,760,28	1,60	7,00	9,62	5,28
FTSE 100 (UK)	7,719,21	2,77	3,45	2,97	-0,18
Cac 40 (FR)	7,795,22	2,30	5,75	7,57	3,34
Dax (DE)	17,068,43	1,13	3,10	7,34	1,89
FTSEMIB	31,701,48	1,87	4,68	7,31	4,45
SMI (CH)	11,456,96	2,82	2,75	6,67	2,87
Nikkei 225 (JP)	38,262,16	1,55	6,39	14,71	14,34
Hang Seng (HK)	16,247,51	3,27	6,13	-8,61	-4,69
MSCI BRIC	613,86	2,63	4,55	0,08	-1,08
MSCI World l.c.	308,91	0,06	3,68	10,14	5,45
VIX INDEX	15,42	-3,23	15,94	14,99	23,86

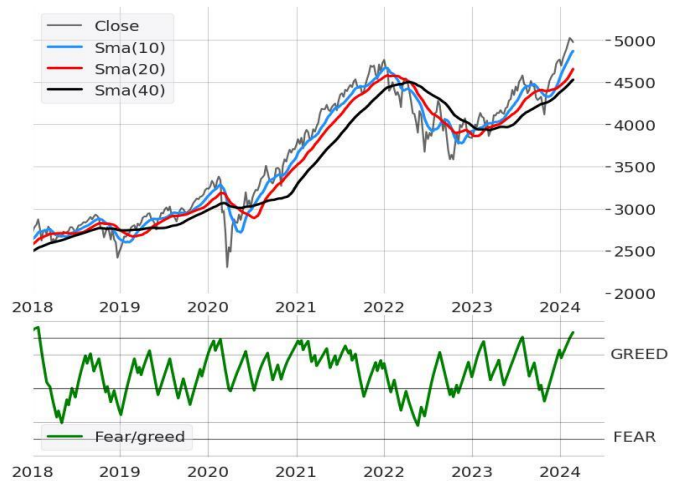
S&P500 Daily and FEAR/GREED Indicator



Compared 12m Performance



S&P500 Weekly and FEAR/GREED Indicator



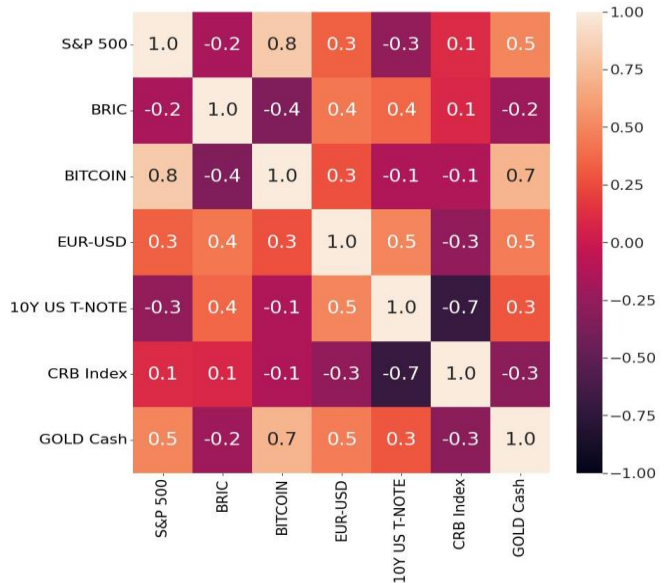
Currencies

	Close	1w(%)	1m(%)	3m(%)	YTD(%)
EUR-USD	1,0803	0,86	-0,86	-1,23	-2,11
EUR-GBP	0,8560	0,66	-0,21	-2,14	-1,25
EUR-CHF	0,9531	0,34	0,77	-1,54	2,64
EUR-JPY	162,1100	0,40	0,45	-0,12	4,16
EUR-AUD	1,6501	-0,54	-0,11	-1,09	1,82
EUR-CAD	1,4614	0,62	-0,12	-2,66	-0,05
USD-GBP	1,2618	0,23	-0,65	0,91	-0,87
USD-CHF	0,8818	-0,60	1,53	-0,34	4,79
USD-JPY	149,9900	-0,54	1,25	1,10	6,33

Materials

	Close	1w(%)	1m(%)	3m(%)	YTD(%)
CRB Index	270,76	1,32	11,33	-2,12	2,63
Gold cash	2023,53	3,25	5,08	2,34	-1,89
Copper	31,74	-0,25	-1,49	2,42	1,37
Brent Oil	82,34	4,11	5,25	0,02	6,88
Silver	22,96	2,61	4,89	-1,86	-3,33
Natural Gas	7,11	2,09	2,98	-40,48	-28,96
Coffee	27,360	1,66	3,42	12,22	4,07

Correlation Matrix



Best Performers and Worst Performers

DJSX600 (LYXOR)		
BEST	1m(%)	YTD(%)
PersHome	12,20	7,08
Auto	11,33	5,62
Tech	9,55	9,43
Ind	7,53	5,26
Chem	5,25	-1,38
WORST		
Ins	2,66	3,40
Oil	1,44	-2,44
BasRes	-1,49	-9,63
Telecom	-2,11	0,41
Utilities	-4,96	-7,29

GEO (LYXOR)		
BEST	1m(%)	YTD(%)
TURKEY	12,68	21,42
MSCI KOREA	8,90	-0,41
EAST EUROPE	7,44	4,55
MSCI EMG MKTS	5,92	2,20
HONG KONG	5,90	-3,95
WORST		
DAX	3,09	2,03
MSCI USA	3,09	5,54
NASDAQ 100	2,73	6,64
MS WORLD RealEstate	0,20	-2,88
FTSE MIB SHORT	-4,30	-3,98

TOPICS		
BEST	1m(%)	YTD(%)
BCHN - INVESCO GLOBAL BLOCK	24,80	6,55
GLUX - AMUNDI S&P GLOBAL LU	10,77	4,66
ESPO - VANECK VIDEO GAMING E	7,55	7,66
XLPE - XTRACKERS LPX PRIVATE	7,44	5,65
ECAR - ISHARES ELECTRIC VEH TI	7,15	0,00
WORST		
INFR - ISHARES GLOBAL INFRASTI	1,48	-0,20
ISPY - L&G CYBER SECURITY	1,29	4,68
SBIO - INVESCO NASDAQ BIOTECH	0,89	2,63
XSGI - XTRACKERS S&P GLOB INF	0,89	-1,66
GDX - VANECK GOLD MINERS	-1,04	-11,04