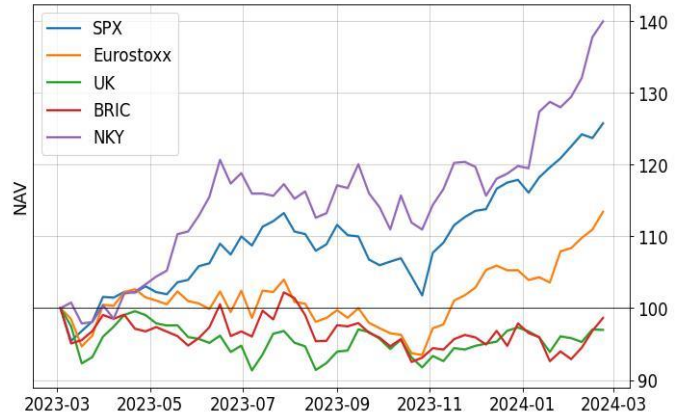


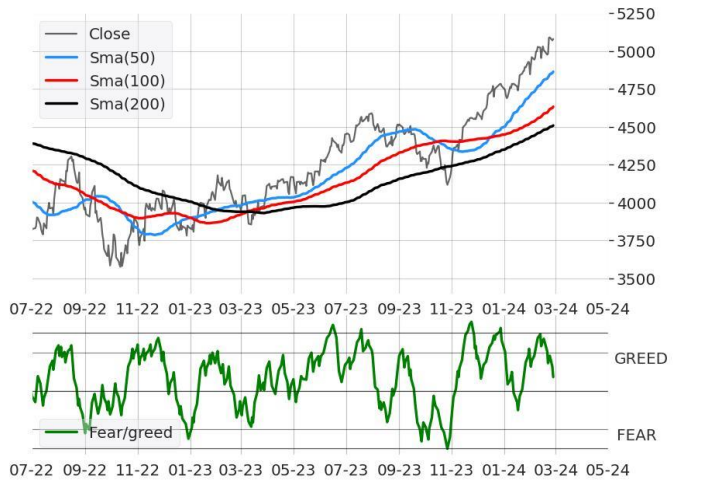
Equity

	Close	1w(%)	1m(%)	3m(%)	YTD(%)
Dow Jones (US)	38.972,41	1,07	2,26	10,30	3,40
S&P 500 (US)	5.078,18	2,10	3,83	11,60	6,46
NASDAQ	17.971,05	2,44	3,16	12,59	6,81
BOVESPA (BR)	131.689,40	1,37	2,11	4,74	-1,86
DJ Stoxx 50	4.885,74	2,71	5,40	12,20	8,05
FTSE 100 (UK)	7.683,02	-0,47	0,63	2,98	-0,65
Cac 40 (FR)	7.948,40	2,01	4,12	9,40	5,37
Dax (DE)	17.556,49	2,88	3,51	9,96	4,80
FTSEMIB	32.706,44	3,31	7,66	11,47	7,76
SMI (CH)	11.440,45	-0,14	0,44	5,72	2,72
Nikkei 225 (JP)	39.208,03	2,65	9,67	17,36	17,16
Hang Seng (HK)	16.790,80	3,41	5,26	-4,19	-1,51
MSCI BRIC	627,02	2,21	5,25	2,88	1,05
MSCI World l.c.	313,63	1,56	3,73	11,64	7,06
VIX INDEX	13,43	-15,01	1,28	5,83	7,87

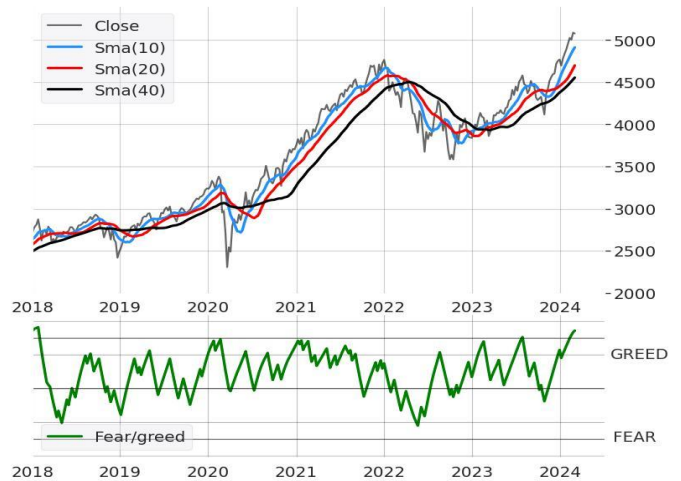
Compared 12m Performance



S&P500 Daily and FEAR/GREED Indicator



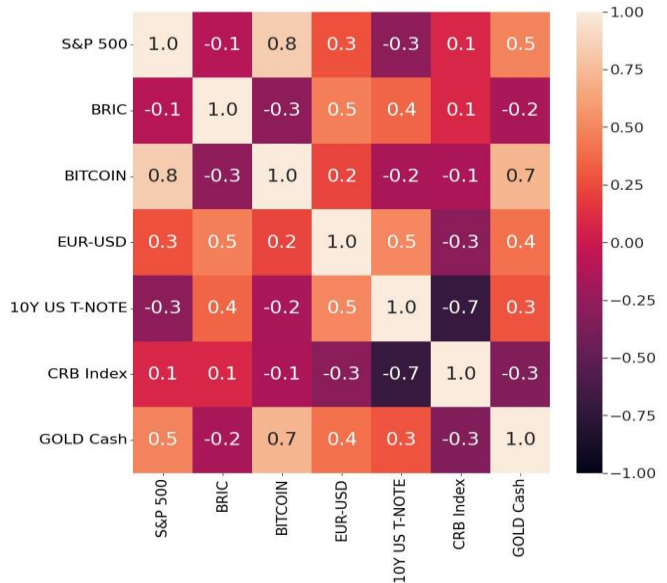
S&P500 Weekly and FEAR/GREED Indicator



Currencies

	Close	1w(%)	1m(%)	3m(%)	YTD(%)
EUR-USD	1,0844	0,38	-0,07	-1,00	-1,74
EUR-GBP	0,8547	-0,15	0,06	-1,44	-1,40
EUR-CHF	0,9527	-0,04	1,61	-1,18	2,60
EUR-JPY	163,2100	0,68	1,51	0,22	4,87
EUR-AUD	1,6572	0,43	0,42	-0,05	2,26
EUR-CAD	1,4670	0,38	0,50	-1,63	0,33
USD-GBP	1,2683	0,51	-0,15	0,46	-0,36
USD-CHF	0,8783	-0,40	1,61	-0,22	4,37
USD-JPY	150,5000	0,34	1,58	1,23	6,69

Correlation Matrix



Materials

	Close	1w(%)	1m(%)	3m(%)	YTD(%)
CRB Index	276,49	6,14	15,08	2,22	4,80
Gold cash	2029,64	0,57	2,59	0,79	-1,60
Copper	31,60	-0,51	-6,02	2,50	0,94
Brent Oil	83,65	1,01	2,83	4,59	8,58
Silver	22,43	1,43	3,83	-8,89	-5,57
Natural Gas	7,86	1,59	1,50	-32,21	-21,50
Coffee	26,940	-1,94	-0,89	13,30	2,47

Best Performers and Worst Performers

DJSX600 (LYXOR)			GEO (LYXOR)			TOPICS		
BEST	1m(%)	YTD(%)	BEST	1m(%)	YTD(%)	BEST	1m(%)	YTD(%)
Auto	15,08	11,57	EAST EUROPE	8,47	5,32	BCHN - INVESCO GLOBAL BLOCK	24,31	12,98
PersHome	5,82	8,31	FTSE MIB	7,56	8,20	GLUX - AMUNDI S&P GLOBAL LU	9,41	8,37
Ind	5,63	6,57	MSCI KOREA	6,44	-1,54	SMH - VANECK SEMICONDUCTOR	8,45	19,36
Tech	5,35	13,85	MSCI INDIA	5,35	8,60	ECAR - ISHARES ELECTRIC VEH TI	7,02	1,76
Constr	3,83	2,17	TURKEY	5,35	17,36	ELCR - LYXOR MSCI FUTU MOBIL	6,26	1,62
WORST			WORST			WORST		
Oil	-0,87	-1,08	DJ INDEX	2,13	5,55	ENER - LYXOR NEW ENERGY	-0,59	-9,48
Food	-0,89	-0,13	MSCI LAT AM	1,57	-1,77	INRG - ISHARES GLOBAL CLEAN E	-0,99	-9,75
Telecom	-3,73	0,81	FTSE ITA MIDCAP	1,32	3,03	ISPY - L&G CYBER SECURITY	-1,70	4,70
Utilities	-4,43	-8,50	MS WORLD RealEstate	-1,02	-3,35	ECOM - L&G ECOMMERCE LOGIST	-1,97	-1,41
BasRes	-6,02	-10,12	FTSE MIB SHORT	-6,69	-6,85	GDX - VANECK GOLD MINERS	-6,86	-13,98