

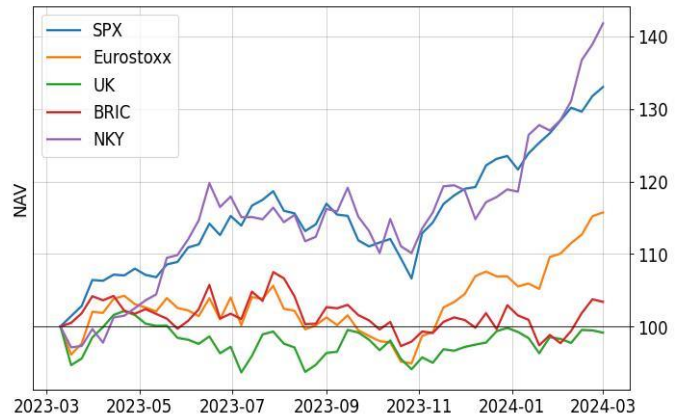
## Equity

	Close	1w(%)	1m(%)	3m(%)	YTD(%)
Dow Jones (US)	38,585,19	-1,01	0,53	6,81	2,38
S&P 500 (US)	5,078,65	0,01	2,75	11,20	6,47
NASDAQ	17,897,87	-0,42	1,62	12,72	6,37
BOVESPA (BR)	128,098,10	-2,81	0,40	0,94	-4,54
DJ Stoxx 50	4,893,07	0,16	5,11	9,89	8,21
FTSE 100 (UK)	7,646,16	-0,48	0,44	2,09	-1,13
Cac 40 (FR)	7,932,82	-0,21	4,52	7,39	5,17
Dax (DE)	17,698,40	0,84	4,70	7,05	5,65
FTSEMIB	33,146,16	1,42	7,09	10,18	9,21
SMI (CH)	11,463,74	0,21	1,68	4,55	2,93
Nikkei 225 (JP)	40,090,78	2,44	10,87	19,87	19,80
Hang Seng (HK)	16,162,64	-4,05	4,21	-1,01	-5,19
MSCI BRIC	614,51	-2,13	4,46	2,12	-0,97
MSCI World l.c.	313,45	-0,06	1,82	9,72	7,00
VIX INDEX	14,46	7,53	5,78	12,53	16,14

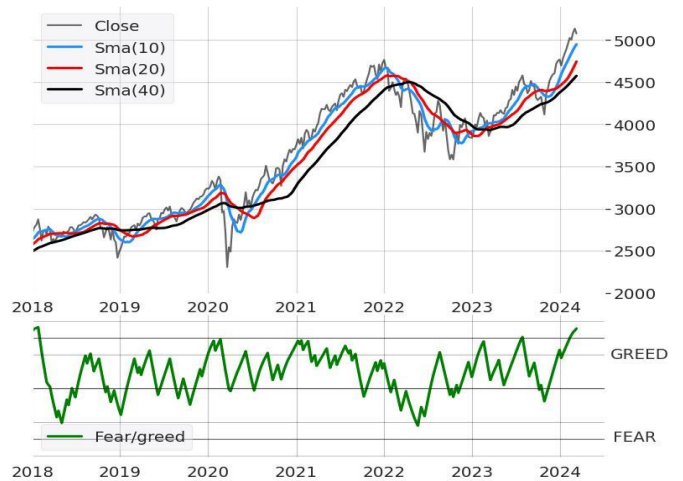
## S&P500 Daily and FEAR/GREED Indicator



## Compared 12m Performance



## S&P500 Weekly and FEAR/GREED Indicator



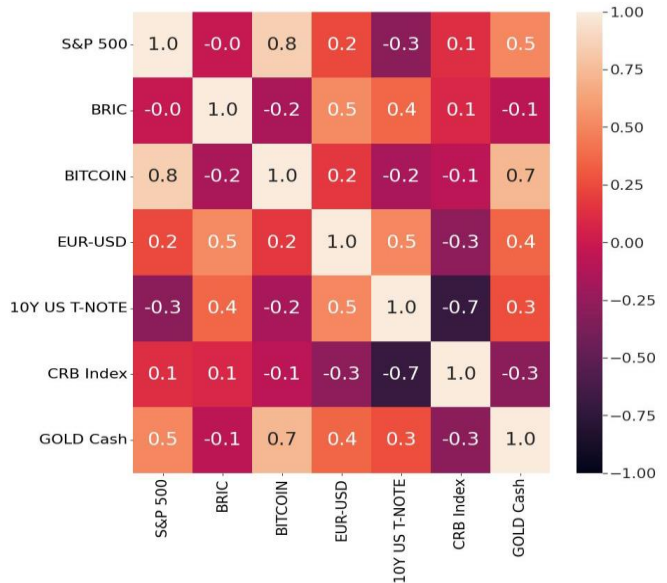
## Currencies

	Close	1w(%)	1m(%)	3m(%)	YTD(%)
EUR-USD	1,0855	0,10	1,06	0,56	-1,64
EUR-GBP	0,8543	-0,05	-0,29	-0,33	-1,44
EUR-CHF	0,9589	0,66	2,56	1,54	3,26
EUR-JPY	162,9000	-0,19	2,00	2,55	4,67
EUR-AUD	1,6693	0,73	0,75	1,34	3,01
EUR-CAD	1,4756	0,59	1,46	0,57	0,92
USD-GBP	1,2703	0,16	1,36	0,87	-0,20
USD-CHF	0,8832	0,56	1,46	0,96	4,96
USD-JPY	150,0400	-0,31	0,92	1,96	6,37

## Materials

	Close	1w(%)	1m(%)	3m(%)	YTD(%)
CRB Index	275,83	-0,17	10,43	3,57	4,55
Gold cash	2127,55	2,16	5,46	5,35	3,15
Copper	31,54	-1,74	-3,79	1,19	0,75
Brent Oil	82,04	-0,66	4,06	6,27	6,49
Silver	23,68	0,51	4,53	-1,85	-0,32
Natural Gas	8,26	0,12	2,51	-24,46	-17,48
Coffee	27,260	-1,95	-4,36	4,15	3,69

## Correlation Matrix



## Best Performers and Worst Performers

DJSX600 (LYXOR)		
BEST	1m(%)	YTD(%)
Auto	10,43	11,39
Ind	6,59	7,38
Banks	5,46	5,32
Constr	4,53	2,67
Ins	4,35	6,28
WORST		
Retail	0,45	-2,58
Telecom	0,18	0,96
Utilities	-2,21	-7,13
BasRes	-3,79	-11,71
Food	-4,36	-2,13

GEO (LYXOR)		
BEST	1m(%)	YTD(%)
FTSE MIB	6,99	9,67
DAX	4,76	5,78
MSCI ASIA ex JP	3,21	1,68
HONG KONG	2,80	-4,35
MSCI KOREA	2,71	-0,36
WORST		
NASDAQ 100	0,88	8,81
DJ INDEX	0,26	5,21
MSCI LAT AM	-0,58	-3,91
TURKEY	-5,20	10,61
FTSE MIB SHORT	-6,21	-7,90

TOPICS		
BEST	1m(%)	YTD(%)
BCHN - INVESCO GLOBAL BLOCKC	20,84	7,03
SMH - VANECK SEMICONDUCTOR	11,54	24,76
GLUX - AMUNDI S&P GLOBAL LUY	5,68	6,59
WAT - LYXOR WORLD WATER	5,63	6,22
WTAI - WISDOMTREE ARTIF INTEI	5,57	6,74
WORST		
XSGI - XTRACKERS S&P GLOB INF	0,47	-0,84
HTWO - L&G HYDROGEN ECONOM	0,19	-3,06
DGTL - ISHARES DIGITALISATION	0,05	4,25
ECOM - L&G ECOMMERCE LOGIST	-2,30	-2,72
ISPY - L&G CYBER SECURITY	-3,35	1,95