

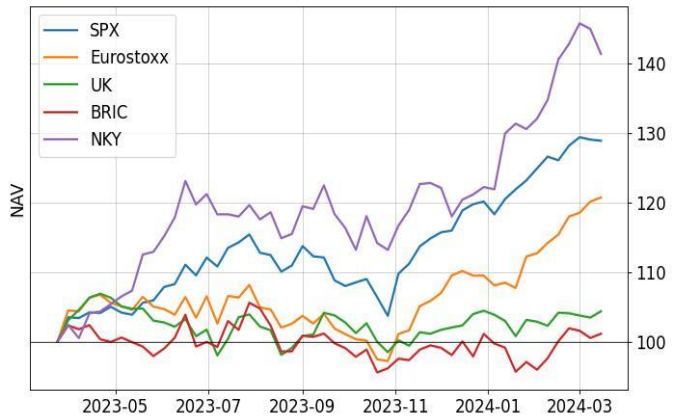
## Equity

	Close	1w(%)	1m(%)	3m(%)	YTD(%)
Dow Jones (US)	38.790,43	0,05	0,42	3,98	2,92
S&P 500 (US)	5.149,42	0,63	2,87	8,62	7,96
NASDAQ	17.985,01	0,19	1,69	7,50	6,89
BOVESPA (BR)	126.954,20	0,65	-1,38	-3,15	-5,39
DJ Stoxx 50	4.982,76	1,10	4,56	10,21	10,20
FTSE 100 (UK)	7.722,55	0,69	0,14	1,42	-0,14
Cac 40 (FR)	8.148,14	1,65	4,89	7,65	8,02
Dax (DE)	17.932,68	1,09	4,76	7,70	7,05
FTSEMIB	33.940,96	1,97	6,96	12,23	11,83
SMI (CH)	11.623,63	-0,54	2,77	4,19	4,36
Nikkei 225 (JP)	40.003,60	3,14	3,99	20,42	19,54
Hang Seng (HK)	16.737,12	0,92	2,43	0,65	-1,82
MSCI BRIC	623,98	0,43	1,62	1,99	0,56
MSCI World l.c.	317,13	0,80	1,83	8,25	8,25
VIX INDEX	14,33	-4,56	0,63	14,09	15,10

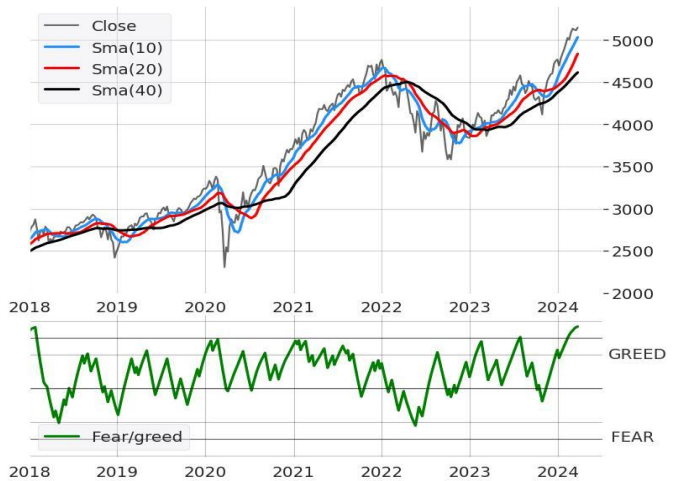
## S&P500 Daily and FEAR/GREED Indicator



## Compared 12m Performance



## S&P500 Weekly and FEAR/GREED Indicator



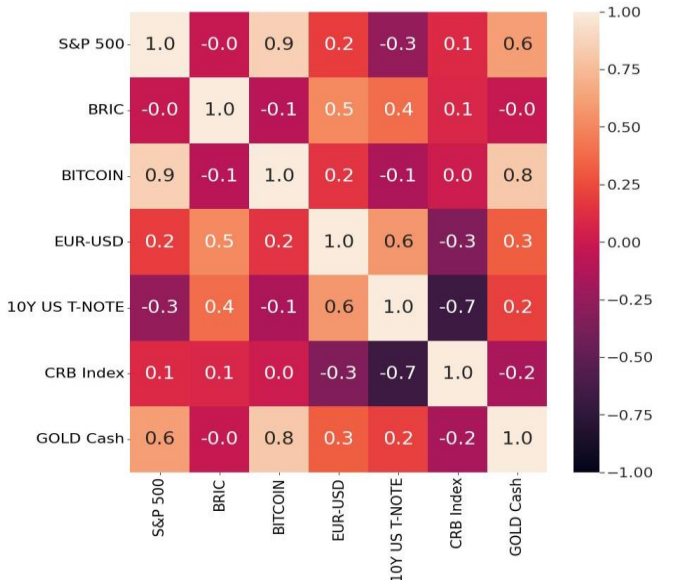
## Currencies

	Close	1w(%)	1m(%)	3m(%)	YTD(%)
EUR-USD	1,0871	-0,51	0,90	-0,47	-1,50
EUR-GBP	0,8539	0,15	-0,15	-1,08	-1,49
EUR-CHF	0,9650	0,70	1,69	1,90	3,92
EUR-JPY	162,1700	1,01	0,19	3,99	4,20
EUR-AUD	1,6574	0,35	0,44	1,77	2,27
EUR-CAD	1,4714	-0,10	1,32	0,55	0,63
USD-GBP	1,2727	-0,67	1,02	0,67	-0,02
USD-CHF	0,8877	1,16	0,82	2,39	5,49
USD-JPY	149,1400	1,46	-0,71	4,48	5,73

## Materials

	Close	1w(%)	1m(%)	3m(%)	YTD(%)
CRB Index	287,24	2,40	5,50	8,02	8,87
Gold cash	2159,99	3,10	8,25	6,56	4,72
Copper	33,94	1,85	-0,57	7,83	8,42
Brent Oil	86,89	1,01	6,25	11,47	12,79
Silver	25,04	1,00	4,98	5,29	5,39
Natural Gas	7,32	0,46	4,72	-26,75	-26,85
Coffee	26,890	-0,81	-2,60	-0,52	2,28

## Correlation Matrix



## Best Performers and Worst Performers

DJSX600 (LYXOR)		
BEST	1m(%)	YTD(%)
Banks	8,25	9,65
Ins	6,42	9,50
Chem	6,25	2,49
Auto	5,50	13,31
Constr	4,98	5,23
WORST		
PersHome	0,54	7,39
Telecom	-0,12	-0,72
BasRes	-0,57	-7,58
Tech	-0,99	11,27
Food	-2,60	-1,85

GEO (LYXOR)		
BEST	1m(%)	YTD(%)
FTSE MIB	7,03	12,42
DAX	4,81	7,20
FTSE ITA MIDCAP	3,23	5,03
MSCI EUROPE	2,75	5,91
MSCI KOREA	1,61	1,42
WORST		
EAST EUROPE	-0,73	1,75
MSCI INDIA	-1,71	6,62
MSCI LAT AM	-2,62	-4,66
FTSE MIB SHORT	-6,16	-10,01
TURKEY	-9,91	9,28

TOPICS		
BEST	1m(%)	YTD(%)
GDX - VANECK GOLD MINERS	9,70	-2,20
SMH - VANECK SEMICONDUCTOR	4,21	22,57
BCHN - INVESCO GLOBAL BLOCK	2,71	13,39
BLOK - FIRST TRUST INDXX INN T	2,44	6,29
GLUX - AMUNDI S&P GLOBAL LU	2,33	7,92
WORST		
HTWO - L&G HYDROGEN ECONOM	-1,31	-2,08
ECOM - L&G ECOMMERCE LOGIS	-1,57	-1,55
SBIO - INVESCO NASDAQ BIOTECH	-1,78	1,82
ISPY - L&G CYBER SECURITY	-3,64	3,07
INRG - ISHARES GLOBAL CLEAN E	-7,94	-11,90