

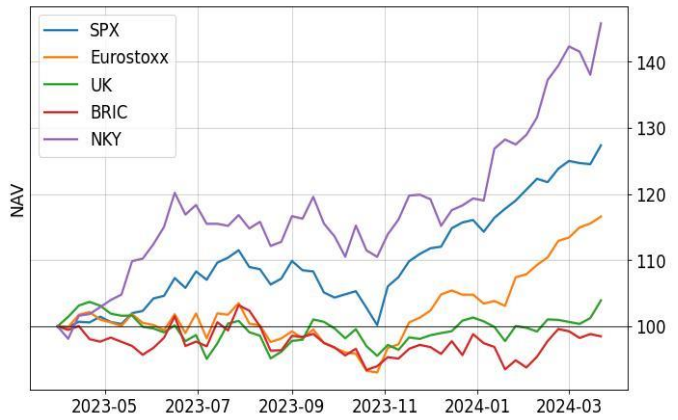
Equity

	Close	1w(%)	1m(%)	3m(%)	YTD(%)
Dow Jones (US)	39.282,33	0,44	0,55	5,07	4,23
S&P 500 (US)	5.203,58	0,49	2,64	9,44	9,09
NASDAQ	18.210,54	0,99	1,55	8,54	8,23
BOVESPA (BR)	126.863,00	-0,51	-2,12	-4,44	-5,46
DJ Stoxx 50	5.064,18	1,16	4,11	12,00	12,00
FTSE 100 (UK)	7.930,96	2,51	3,21	3,03	2,56
Cac 40 (FR)	8.184,75	-0,21	3,21	8,14	8,51
Dax (DE)	18.384,35	2,28	5,52	10,05	9,75
FTSEMIB	34.688,17	1,31	6,54	14,28	14,29
SMI (CH)	11.680,36	0,90	1,99	4,73	4,87
Nikkei 225 (JP)	40.762,73	1,93	3,88	22,58	21,81
Hang Seng (HK)	16.618,32	0,53	-0,10	1,70	-2,52
MSCI BRIC	620,11	0,53	-0,32	3,24	-0,07
MSCI World l.c.	321,97	0,92	2,88	10,15	9,90
VIX INDEX	13,24	-4,22	-3,64	1,61	6,35

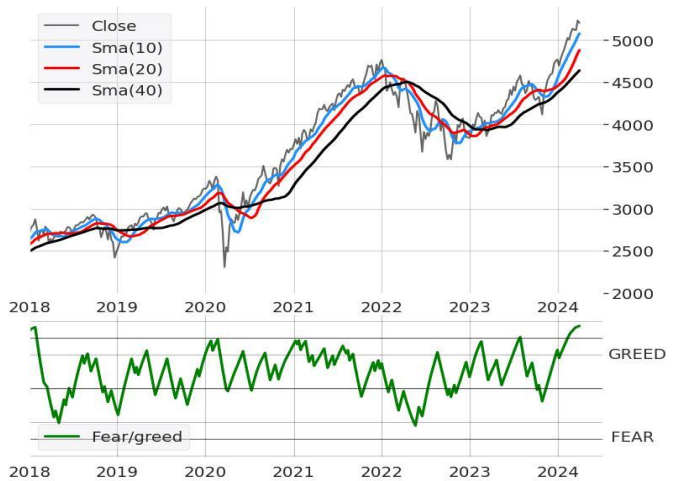
S&P500 Daily and FEAR/GREED Indicator



Compared 12m Performance



S&P500 Weekly and FEAR/GREED Indicator



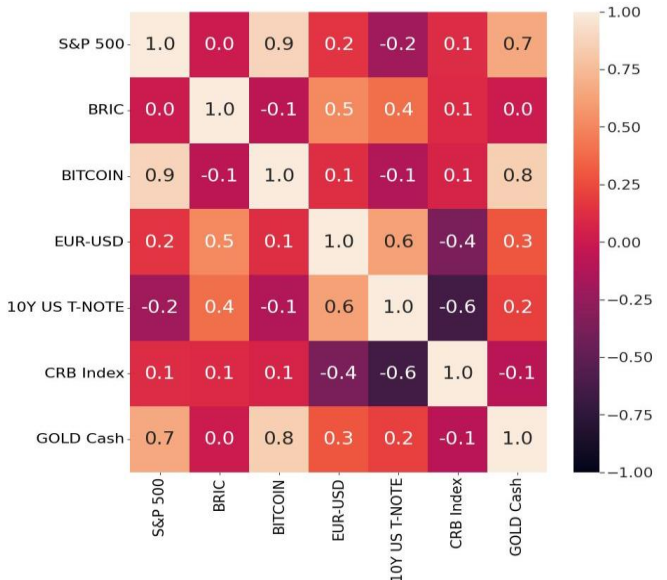
Currencies

	Close	1w(%)	1m(%)	3m(%)	YTD(%)
EUR-USD	1,0830	-0,32	-0,16	-1,63	-1,87
EUR-GBP	0,8576	0,43	0,27	-1,07	-1,06
EUR-CHF	0,9790	1,49	2,52	3,89	5,43
EUR-JPY	164,1600	0,15	0,39	4,67	5,48
EUR-AUD	1,6577	-0,34	-0,08	2,37	2,29
EUR-CAD	1,4711	-0,18	0,39	0,72	0,61
USD-GBP	1,2625	-0,75	-0,45	-0,59	-0,82
USD-CHF	0,9038	1,81	2,73	5,65	7,40
USD-JPY	151,5500	0,46	0,57	6,42	7,44

Materials

	Close	1w(%)	1m(%)	3m(%)	YTD(%)
CRB Index	287,82	0,64	4,40	7,96	9,09
Gold cash	2178,58	3,19	11,06	6,12	5,62
Copper	33,13	2,14	7,15	4,86	5,81
Brent Oil	86,25	1,08	4,99	9,08	11,95
Silver	24,43	1,62	5,68	1,09	2,84
Natural Gas	7,21	2,15	5,31	-24,95	-27,98
Coffee	27,800	1,19	-0,86	2,49	5,74

Correlation Matrix



Best Performers and Worst Performers

DJSX600 (LYXOR)		
BEST	1m(%)	YTD(%)
Banks	11,06	14,01
BasRes	7,15	-5,30
Oil	6,97	5,01
Constr	5,68	7,27
Fin	5,31	6,37
WORST		
Health	1,49	7,53
Telecom	1,46	1,45
Tech	0,73	13,53
Food	-0,86	-1,10
PersHome	-2,65	5,41

GEO (LYXOR)		
BEST	1m(%)	YTD(%)
FTSE MIB	6,64	14,91
MSCI KOREA	5,86	4,98
DAX	5,59	9,95
FTSE ITA MIDCAP	4,00	7,43
MSCI EUROPE	3,38	7,43
WORST		
MSCI INDIA	-1,29	7,22
HONG KONG	-1,33	-2,29
EAST EUROPE	-3,12	2,52
TURKEY	-4,62	13,62
FTSE MIB SHORT	-5,58	-11,79

TOPICS		
BEST	1m(%)	YTD(%)
GDX - VANECK GOLD MINERS	15,13	-1,08
BCHN - INVESCO GLOBAL BLOCK	13,02	23,96
SMH - VANECK SEMICONDUCTOR	5,75	26,28
ECAR - ISHARES ELECTRIC VEH T	4,32	5,99
ELCR - LYXOR MSCI FUTU MOBIL	4,32	4,85
WORST		
HEAL - ISHARES HEALTHCARE INI	0,39	3,99
ISPY - L&G CYBER SECURITY	0,02	3,94
GLUX - AMUNDI S&P GLOBAL LU	-0,61	6,69
INRG - ISHARES GLOBAL CLEAN E	-1,01	-11,45
SBIO - INVESCO NASDAQ BIOTECI	-2,41	2,58