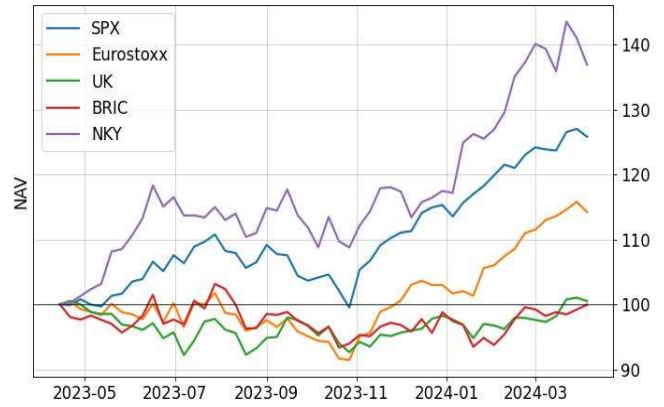


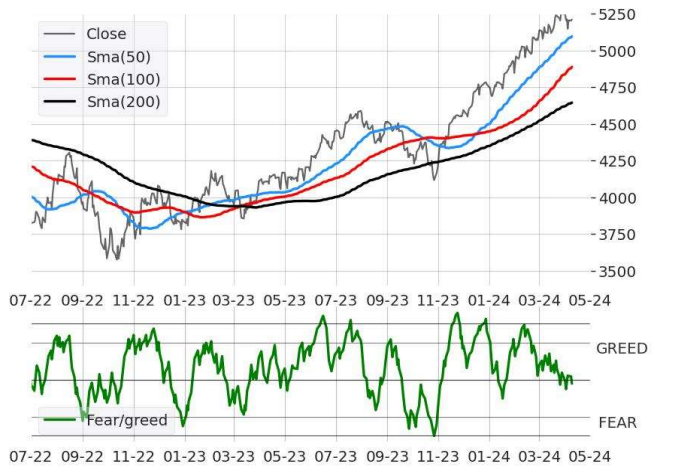
Equity

	Close	1w(%)	1m(%)	3m(%)	YTD(%)
Dow Jones (US)	38.883,67	-0,74	0,42	3,62	3,17
S&P 500 (US)	5.209,91	0,08	1,68	9,53	9,23
NASDAQ	18.169,90	0,27	0,84	8,94	7,99
BOVESPA (BR)	129.890,40	1,84	2,22	-1,18	-3,20
DJ Stoxx 50	4.990,90	-1,03	0,60	11,72	10,38
FTSE 100 (UK)	7.934,79	0,00	3,59	3,26	2,61
Cac 40 (FR)	8.049,17	-1,01	0,26	8,38	6,71
Dax (DE)	18.076,69	-1,16	1,47	8,32	7,91
FTSEMIB	33.946,29	-1,13	1,62	11,63	11,84
SMI (CH)	11.506,04	-0,76	-1,21	2,29	3,31
Nikkei 225 (JP)	39.773,13	-0,17	0,21	17,80	18,85
Hang Seng (HK)	16.828,07	-0,63	2,90	3,94	-1,29
MSCI BRIC	632,34	0,07	2,49	4,87	1,90
MSCI World l.c.	320,90	-0,60	1,90	9,03	9,54
VIX INDEX	14,98	2,51	1,63	17,40	20,32

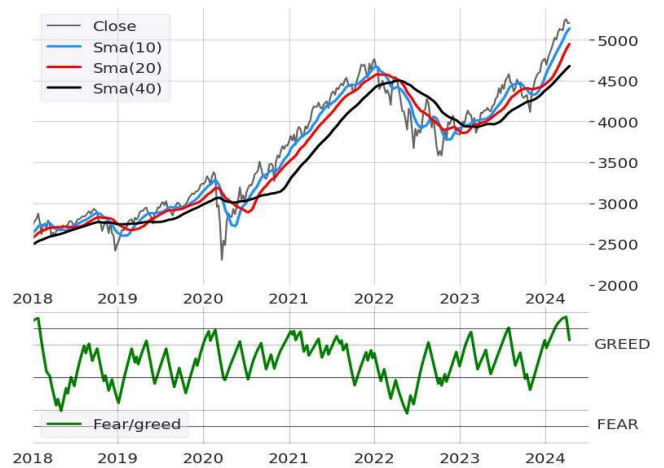
Compared 12m Performance



S&P500 Daily and FEAR/GREED Indicator



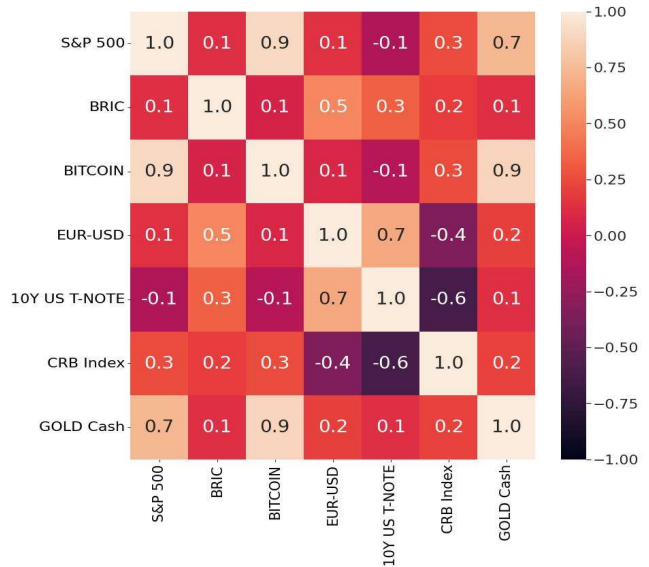
S&P500 Weekly and FEAR/GREED Indicator



Currencies

	Close	1w(%)	1m(%)	3m(%)	YTD(%)
EUR-USD	1,0855	0,80	-0,75	-0,70	-1,64
EUR-GBP	0,8562	0,01	0,69	-0,43	-1,22
EUR-CHF	0,9809	0,33	2,20	5,29	5,63
EUR-JPY	164,7600	0,96	2,43	4,34	5,87
EUR-AUD	1,6378	-0,87	-0,77	0,23	1,06
EUR-CAD	1,4734	0,85	-0,07	0,68	0,77
USD-GBP	1,2676	0,77	-1,41	-0,23	-0,42
USD-CHF	0,9035	-0,49	2,96	6,02	7,37
USD-JPY	151,7700	0,15	3,20	5,05	7,59

Correlation Matrix



Materials

	Close	1w(%)	1m(%)	3m(%)	YTD(%)
CRB Index	296,73	2,02	4,58	12,11	12,47
Gold cash	2352,58	1,49	9,44	15,94	14,06
Copper	35,25	4,83	11,91	14,23	12,60
Brent Oil	89,42	-1,34	1,45	15,25	16,07
Silver	28,16	-0,83	0,08	22,77	18,54
Natural Gas	7,52	-0,54	0,12	-32,40	-24,90
Coffee	31,740	-2,26	-2,13	20,52	20,73

Best Performers and Worst Performers

DJSX600 (LYXOR)

BEST	1m(%)	YTD(%)
BasRes	11,91	1,96
Banks	9,44	16,63
Oil	6,61	7,25
Auto	4,58	16,38
Chem	1,45	3,33

WORST

Utilities	-1,17	-6,86
Food	-2,13	-3,46
Health	-2,49	5,70
Tech	-2,70	11,90
PersHome	-4,71	2,28

GEO (LYXOR)

BEST	1m(%)	YTD(%)
TURKEY	14,16	29,60
MSCI LAT AM	5,11	-0,78
EAST EUROPE	4,81	6,72
HONG KONG	2,96	-1,50
MSCI EMG MKTS	2,79	6,04

WORST

MS WORLD RealEstate	0,54	-1,00
DJ INDEX	0,40	5,16
NASDAQ 100	0,04	9,71
MSCI KOREA	-0,17	1,89
FTSE MIB SHORT	-1,10	-9,60

TOPICS

BEST	1m(%)	YTD(%)
GDX - VANECK GOLD MINERS	15,96	11,81
EMQQ - EM MKTS INTERNET & COM	6,16	4,76
XSGI - XTRACKERS S&P GLOB INFRA	3,28	2,95
HTWO - L&G HYDROGEN ECONOMY	2,47	1,84
ECOM - L&G ECOMMERCE LOGISTIC	2,36	0,34

WORST

SBIO - INVESCO NASDAQ BIOTECH	-2,91	0,55
WTAI - WISDOMTREE ARTIF INTEL	-3,02	5,58
RBOT - ISHARES AUTOMAT&ROBOTI	-3,13	4,02
BCHN - INVESCO GLOBAL BLOCKCH	-3,15	8,89
SMH - VANECK SEMICONDUCTOR	-3,50	23,82