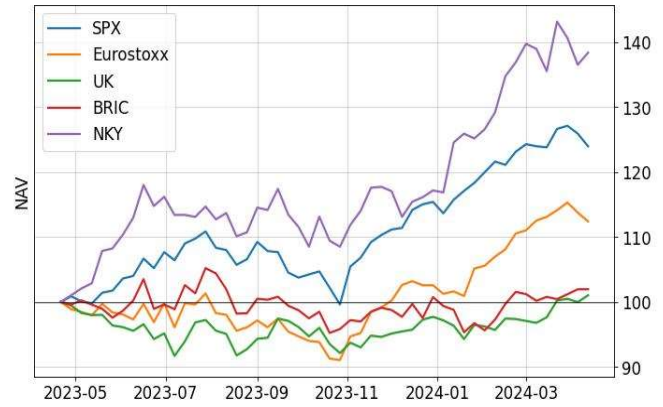


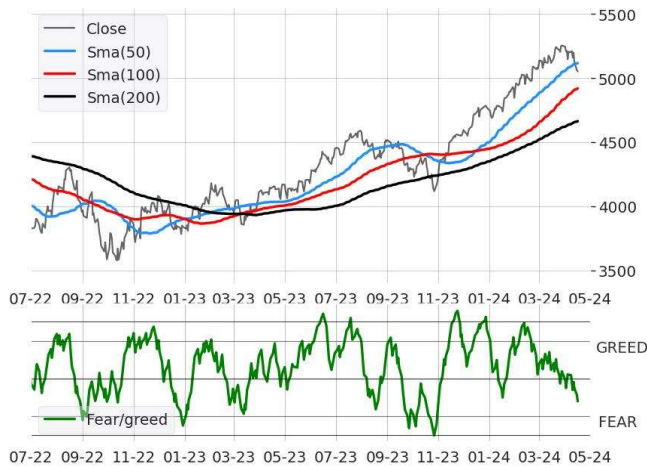
Equity

	Close	1w(%)	1m(%)	3m(%)	YTD(%)
Dow Jones (US)	37.798,97	-2,80	-2,37	1,17	0,29
S&P 500 (US)	5.051,41	-3,10	-1,28	5,99	5,90
NASDAQ	17.713,66	-2,56	-0,53	5,25	5,28
BOVESPA (BR)	124.388,60	-4,34	-1,86	-3,79	-7,30
DJ Stoxx 50	4.916,99	-1,48	-1,38	10,58	8,74
FTSE 100 (UK)	7.820,36	-1,48	1,20	3,47	1,13
Cac 40 (FR)	7.932,61	-1,43	-2,84	7,23	5,16
Dax (DE)	17.766,23	-1,73	-0,95	7,21	6,06
FTSEMIB	33.393,85	-1,63	-1,61	10,07	10,02
SMI (CH)	11.196,67	-2,65	-4,11	-0,29	0,53
Nikkei 225 (JP)	38.471,20	-3,36	-0,61	8,01	14,96
Hang Seng (HK)	16.248,97	-3,46	-2,82	2,41	-4,68
MSCI BRIC	616,27	-2,59	-0,71	2,48	-0,69
MSCI World l.c.	316,68	-1,34	0,41	7,22	8,10
VIX INDEX	18,40	23,73	27,69	32,95	47,79

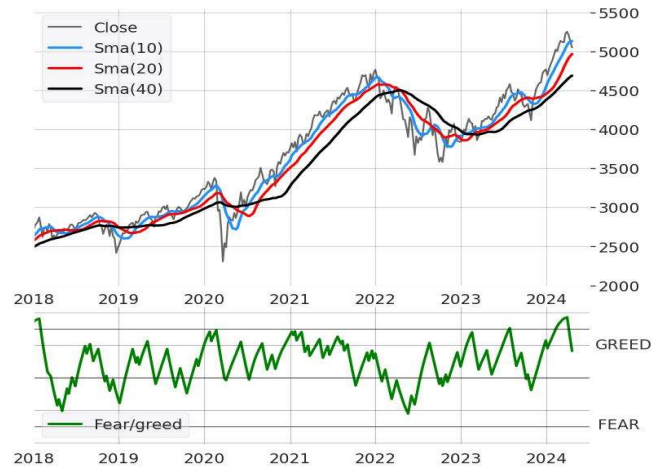
Compared 12m Performance



S&P500 Daily and FEAR/GREED Indicator



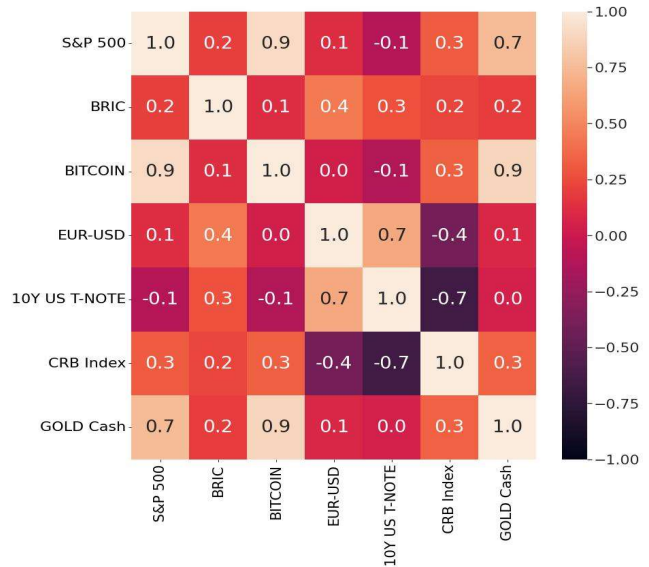
S&P500 Weekly and FEAR/GREED Indicator



Currencies

	Close	1w(%)	1m(%)	3m(%)	YTD(%)
EUR-USD	1,0617	-2,19	-2,48	-2,36	-3,80
EUR-GBP	0,8543	-0,22	-0,02	-0,71	-1,44
EUR-CHF	0,9692	-1,22	0,74	3,45	4,37
EUR-JPY	164,2600	-0,31	1,23	2,63	5,55
EUR-AUD	1,6585	1,25	-0,07	0,41	2,34
EUR-CAD	1,4684	-0,34	-0,41	0,07	0,42
USD-GBP	1,2424	-1,98	-2,47	-1,68	-2,40
USD-CHF	0,9127	1,04	3,31	5,94	8,46
USD-JPY	154,7100	1,97	3,82	5,12	9,68

Correlation Matrix



Materials

	Close	1w(%)	1m(%)	3m(%)	YTD(%)
CRB Index	296,84	-2,93	0,65	12,31	12,51
Gold cash	2382,83	-3,84	2,78	17,52	15,53
Copper	36,32	-2,39	7,45	17,58	16,00
Brent Oil	90,02	-2,07	-1,28	14,98	16,85
Silver	28,09	-1,89	-2,58	22,59	18,23
Natural Gas	7,18	-2,92	-3,95	-32,96	-28,26
Coffee	35,035	-1,12	-3,42	32,21	33,26

Best Performers and Worst Performers

DJSX600 (LYXOR)

BEST	1m(%)	YTD(%)
BasRes	7,45	-0,26
Oil	3,39	5,32
Banks	2,78	12,44
Auto	0,65	13,08
Tech	-0,19	10,74

WORST

Constr	-2,58	2,69
Food	-3,42	-4,56
Fin	-3,95	1,06
Ins	-4,11	5,19
PersHome	-6,71	0,81

GEO (LYXOR)

BEST	1m(%)	YTD(%)
TURKEY	16,49	28,30
MSCI INDIA	3,83	10,13
FTSE MIB SHORT	2,14	-7,95
NASDAQ 100	2,05	10,17
MSCI USA	0,83	8,49

WORST

FTSE ITA MIDCAP	-1,54	3,31
MS WORLD RealEstate	-1,60	-4,87
HONG KONG	-2,31	-3,37
MSCI LAT AM	-2,90	-6,60
MSCI KOREA	-3,64	-2,58

TOPICS

BEST	1m(%)	YTD(%)
GDX - VANECK GOLD MINERS	12,26	10,37
SMH - VANECK SEMICONDUCTOR	2,09	24,40
HTWO - L&G HYDROGEN ECONOMY	1,92	-1,53
XDWT - XTRACKERS MSCI WORLD IN	1,00	13,69
FSKY - FIRST TRUST CLOUD COMPUTI	0,71	8,69

WORST

ROBO - L&G GLOBAL ROBO AND AU	-3,01	-1,35
RBOT - ISHARES AUTOMAT&ROBOTI	-3,08	1,92
ESPO - VANECK VIDEO GAMING ESP	-3,46	8,61
GLUX - AMUNDI S&P GLOBAL LUXUF	-6,13	1,57
BCHN - INVESCO GLOBAL BLOCKCF	-8,67	2,11