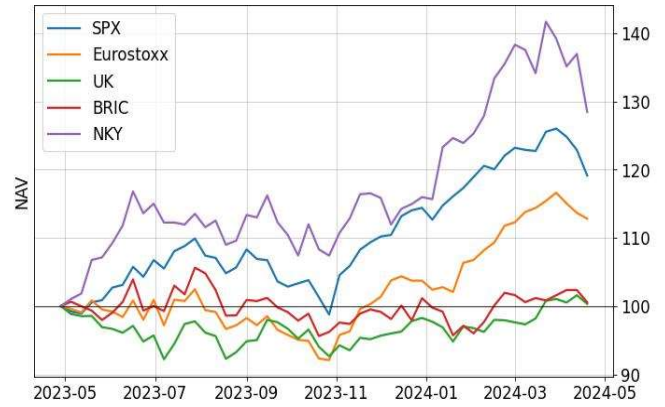


Equity

	Close	1w(%)	1m(%)	3m(%)	YTD(%)
Dow Jones (US)	38.503,69	1,79	-2,46	1,58	2,16
S&P 500 (US)	5.070,55	0,37	-3,13	4,23	6,30
NASDAQ	17.471,47	-1,32	-4,73	0,39	3,84
BOVESPA (BR)	125.148,10	0,60	-1,48	-2,43	-6,73
DJ Stoxx 50	5.008,17	1,81	-0,46	12,14	10,76
FTSE 100 (UK)	8.044,81	2,83	1,44	7,47	4,03
Cac 40 (FR)	8.105,78	2,12	-0,57	9,71	7,46
Dax (DE)	18.137,65	2,04	-0,38	9,08	8,27
FTSEMIB	34.363,75	2,82	0,06	14,25	13,22
SMI (CH)	11.469,15	2,34	-1,57	2,87	2,98
Nikkei 225 (JP)	37.552,16	-2,25	-8,16	2,83	12,22
Hang Seng (HK)	16.828,93	3,52	2,00	9,61	-1,28
MSCI BRIC	631,02	2,38	2,01	8,23	1,69
MSCI World l.c.	317,14	0,14	-2,01	5,43	8,25
VIX INDEX	15,69	-20,75	20,14	25,02	26,02

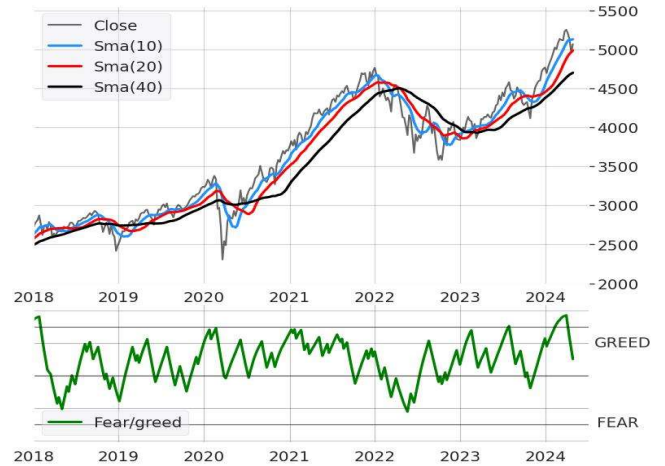
Compared 12m Performance



S&P500 Daily and FEAR/GREED Indicator



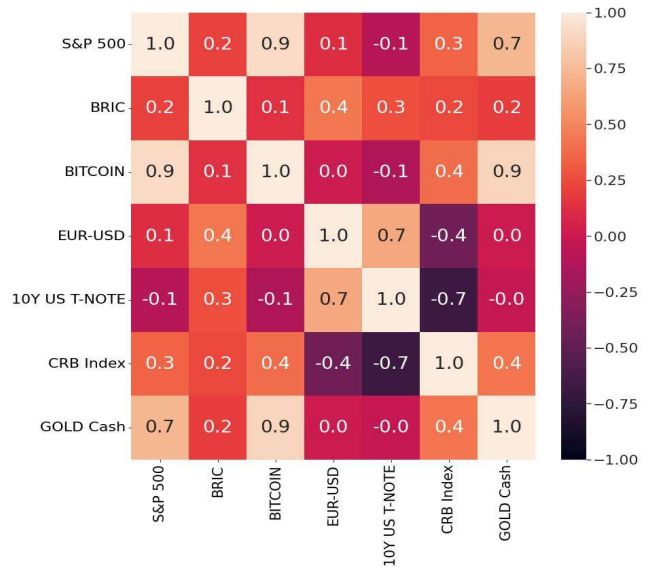
S&P500 Weekly and FEAR/GREED Indicator



Currencies

	Close	1w(%)	1m(%)	3m(%)	YTD(%)
EUR-USD	1,0699	0,76	-0,98	-1,40	-3,05
EUR-GBP	0,8593	0,58	0,20	0,46	-0,87
EUR-CHF	0,9756	0,66	0,60	3,31	5,06
EUR-JPY	165,6700	0,86	1,23	2,88	6,45
EUR-AUD	1,6494	-0,55	-0,54	0,00	1,78
EUR-CAD	1,4619	-0,44	-0,54	0,07	-0,02
USD-GBP	1,2448	0,19	-1,21	-1,88	-2,21
USD-CHF	0,9117	-0,11	1,57	4,77	8,34
USD-JPY	154,8200	0,07	2,25	4,35	9,75

Correlation Matrix



Materials

	Close	1w(%)	1m(%)	3m(%)	YTD(%)
CRB Index	297,54	0,94	-0,48	10,94	12,78
Gold cash	2321,81	6,59	6,24	14,51	12,57
Copper	37,07	0,14	4,72	18,46	18,40
Brent Oil	88,42	1,23	-1,91	11,15	14,77
Silver	27,28	0,41	-3,58	21,67	14,84
Natural Gas	7,52	0,61	-4,11	-18,06	-24,87
Coffee	33,645	3,65	0,76	20,74	27,98

Best Performers and Worst Performers

DJSX600 (LYXOR)

BEST	1m(%)	YTD(%)
Banks	6,24	19,87
BasRes	4,72	-0,13
Telecom	2,82	3,48
Oil	2,76	7,43
Utilities	1,15	-4,34

GEO (LYXOR)

BEST	1m(%)	YTD(%)
TURKEY	10,53	29,54
EAST EUROPE	4,99	7,29
MSCI INDIA	3,93	10,98
HONG KONG	1,93	-0,33
FTSE MIB	1,44	15,38

TOPICS

BEST	1m(%)	YTD(%)
GDX - VANECK GOLD MINERS	12,00	9,78
EMQQ - EM MKTS INTERNET & COMM	3,60	6,93
XSGI - XTRACKERS S&P GLOB INFRA	2,22	3,85
INFR - ISHARES GLOBAL INFRASTR	1,03	3,42
IH2O - ISHARES GLOBAL WATER	0,73	7,36

WORST

Chem	-1,91	2,49
Ind	-2,05	9,45
Constr	-3,58	3,12
Fin	-4,11	1,71
Tech	-4,92	7,85

WORST

FTSE ITA MIDCAP	-2,17	4,35
MS WORLD RealEstate	-2,65	-3,97
MSCI USA	-2,72	7,85
NASDAQ 100	-3,83	7,61
MSCI KOREA	-5,21	-1,10

WORST

XDWT - XTRACKERS MSCI WORLD IN	-6,02	9,59
RBOT - ISHARES AUTOMAT&ROBOTIK	-6,32	0,51
WTAI - WISDOMTREE ARTIF INTEL	-7,12	-0,97
ELCR - LYXOR MSCI FUTU MOBIL ESC	-7,76	-2,56
SMH - VANECK SEMICONDUCTOR	-7,96	16,71