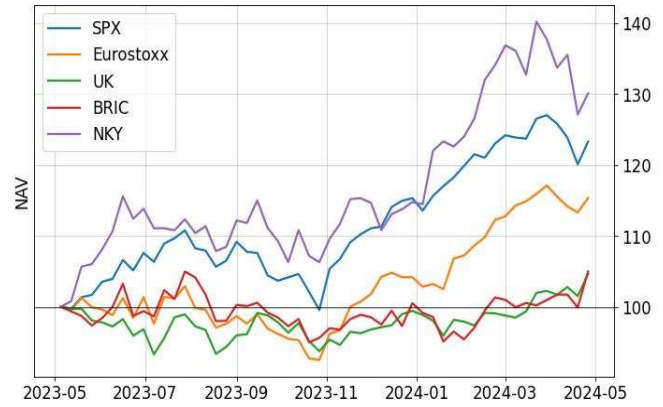


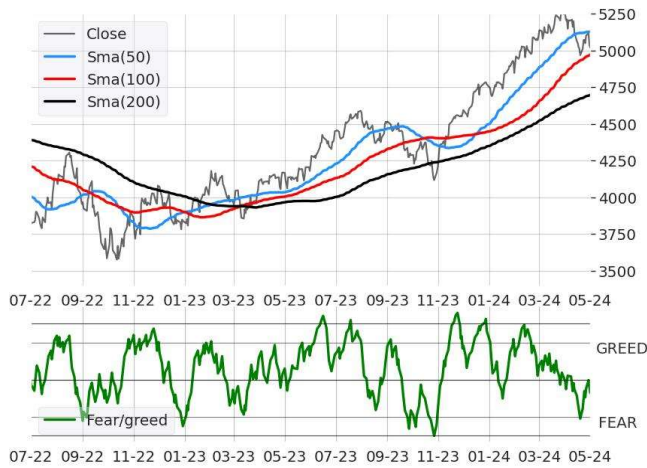
Equity

	Close	1w(%)	1m(%)	3m(%)	YTD(%)
Dow Jones (US)	37.903,29	-1,41	-4,20	-1,60	0,57
S&P 500 (US)	5.018,39	-1,02	-4,30	2,29	5,21
NASDAQ	17.318,55	-1,14	-5,33	-0,15	2,93
BOVESPA (BR)	125.924,20	0,61	-1,70	-1,16	-6,16
DJ Stoxx 50	4.921,22	-1,35	-3,19	6,09	8,84
FTSE 100 (UK)	8.121,24	1,02	2,12	6,55	5,02
Cac 40 (FR)	7.984,93	-1,47	-2,69	4,00	5,86
Dax (DE)	17.932,17	-1,11	-3,03	5,66	7,05
FTSEMIB	33.746,66	-1,78	-2,89	10,20	11,19
SMI (CH)	11.260,91	-1,78	-4,00	-1,59	1,11
Nikkei 225 (JP)	38.274,05	-0,47	-3,84	6,28	14,37
Hang Seng (HK)	17.763,03	5,65	7,39	13,12	4,20
MSCI BRIC	648,93	1,65	3,60	10,09	4,58
MSCI World l.c.	314,84	-0,81	-3,27	3,47	7,47
VIX INDEX	15,39	-4,25	12,75	10,88	23,61

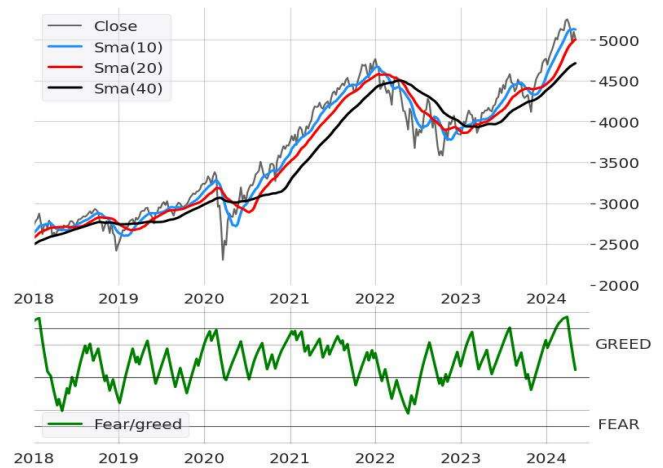
Compared 12m Performance



S&P500 Daily and FEAR/GREED Indicator



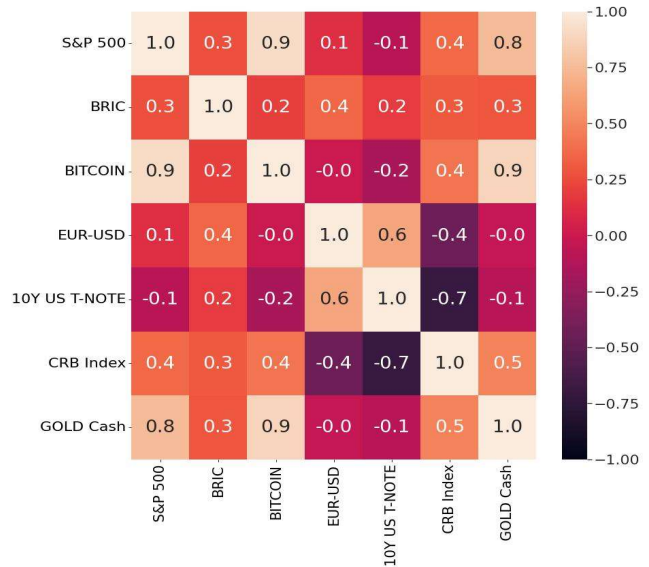
S&P500 Weekly and FEAR/GREED Indicator



Currencies

	Close	1w(%)	1m(%)	3m(%)	YTD(%)
EUR-USD	1,0709	0,11	-0,32	-1,50	-2,96
EUR-GBP	0,8553	-0,34	-0,06	0,28	-1,33
EUR-CHF	0,9811	0,22	1,01	5,23	5,65
EUR-JPY	165,5300	-0,41	1,61	4,00	6,36
EUR-AUD	1,6417	-0,29	-0,82	-0,74	1,30
EUR-CAD	1,4715	0,38	0,95	1,12	0,64
USD-GBP	1,2525	0,51	-0,20	-1,70	-1,60
USD-CHF	0,9154	0,06	1,25	6,76	8,78
USD-JPY	154,4700	-0,57	1,87	5,50	9,51

Correlation Matrix



Materials

	Close	1w(%)	1m(%)	3m(%)	YTD(%)
CRB Index	285,44	-4,26	-5,44	5,83	8,19
Gold cash	2317,88	-0,19	4,18	12,84	12,38
Copper	38,27	5,56	9,71	19,32	22,23
Brent Oil	83,44	-1,70	-3,77	6,02	8,31
Silver	26,64	-0,33	-4,33	15,09	12,15
Natural Gas	7,51	-1,47	-5,31	-16,49	-24,99
Coffee	33,815	-0,91	-1,34	18,98	28,62

Best Performers and Worst Performers

DJSX600 (LYXOR)

BEST	1m(%)	YTD(%)
BasRes	9,71	5,20
Banks	4,18	19,65
Oil	1,54	6,38
Utilities	0,41	-4,16
Health	0,11	8,98

WORST

Chem	-3,77	0,71
Constr	-4,33	2,76
Tech	-4,33	7,78
Fin	-5,31	0,15
Auto	-5,44	9,25

GEO (LYXOR)

BEST	1m(%)	YTD(%)
TURKEY	15,65	36,67
HONG KONG	5,77	3,79
EAST EUROPE	2,60	6,96
MSCI INDIA	2,58	12,08
FTSE MIB SHORT	1,66	-10,38

WORST

MSCI USA	-2,66	8,44
DAX	-3,23	7,01
DJ INDEX	-3,23	5,17
MS WORLD RealEstate	-4,58	-4,12
MSCI KOREA	-4,81	-0,20

TOPICS

BEST	1m(%)	YTD(%)
GDX - VANECK GOLD MINERS	8,33	12,33
EMQQ - EM MKTS INTERNET & COM	4,63	9,14
XSGI - XTRACKERS S&P GLOB INFRA	0,85	4,39
IH2O - ISHARES GLOBAL WATER	0,80	7,93
INFR - ISHARES GLOBAL INFRASTR	-0,42	2,82

WORST

GLUX - AMUNDI S&P GLOBAL LUXUF	-5,59	1,86
ELCR - LYXOR MSCI FUTU MOBIL ESC	-5,98	-1,04
WTAI - WISDOMTREE ARTIF INTEL	-6,15	1,29
RBOT - ISHARES AUTOMAT&ROBOTII	-7,19	0,14
BCHN - INVESCO GLOBAL BLOCKCF	-14,62	3,34