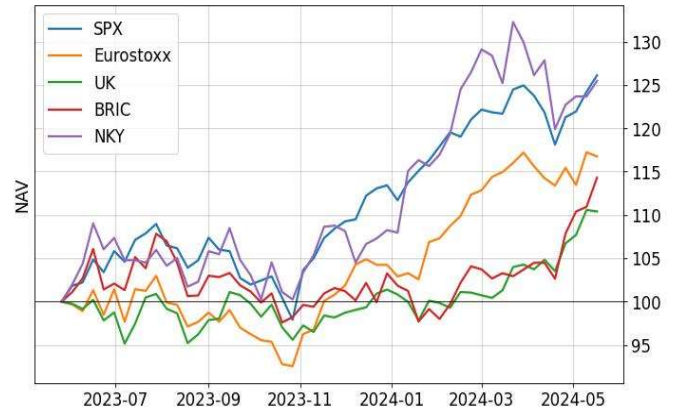


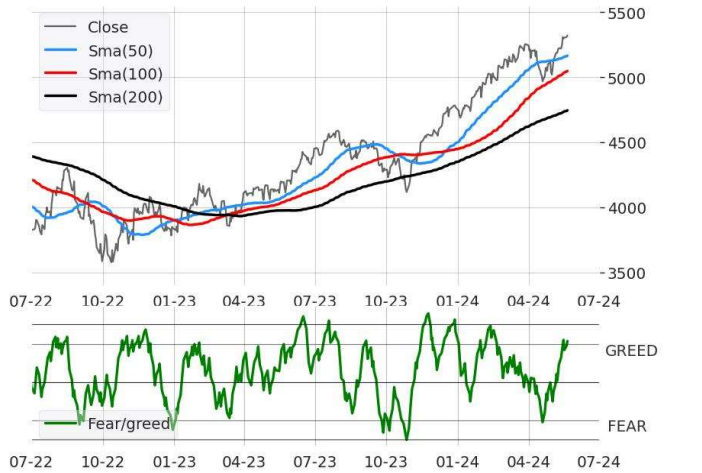
Equity

	Close	1w(%)	1m(%)	3m(%)	YTD(%)
Dow Jones (US)	39.872,99	0,83	4,97	3,27	5,79
S&P 500 (US)	5.321,41	1,50	7,13	6,82	11,56
NASDAQ	18.713,80	2,30	9,84	7,07	11,22
BOVESPA (BR)	127.411,50	-0,88	1,83	-2,01	-5,05
DJ Stoxx 50	5.046,99	-0,68	2,62	5,69	11,62
FTSE 100 (UK)	8.416,45	-0,15	6,59	9,84	8,83
Cac 40 (FR)	8.141,46	-1,05	1,48	4,22	7,93
Dax (DE)	18.726,76	0,06	5,58	9,40	11,79
FTSEMIB	34.603,61	-1,61	2,01	8,07	14,01
SMI (CH)	12.001,50	1,92	6,24	5,01	7,75
Nikkei 225 (JP)	38.946,93	1,59	5,07	1,79	16,38
Hang Seng (HK)	19.220,62	0,91	18,47	16,47	12,75
MSCI BRIC	681,43	1,20	10,47	10,30	9,81
MSCI World l.c.	327,20	1,01	5,02	5,81	11,69
VIX INDEX	11,86	-8,34	-36,61	-22,69	-4,74

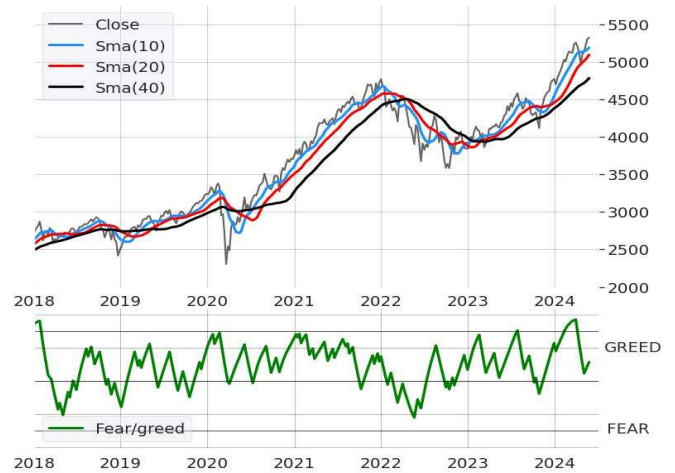
Compared 12m Performance



S&P500 Daily and FEAR/GREED Indicator



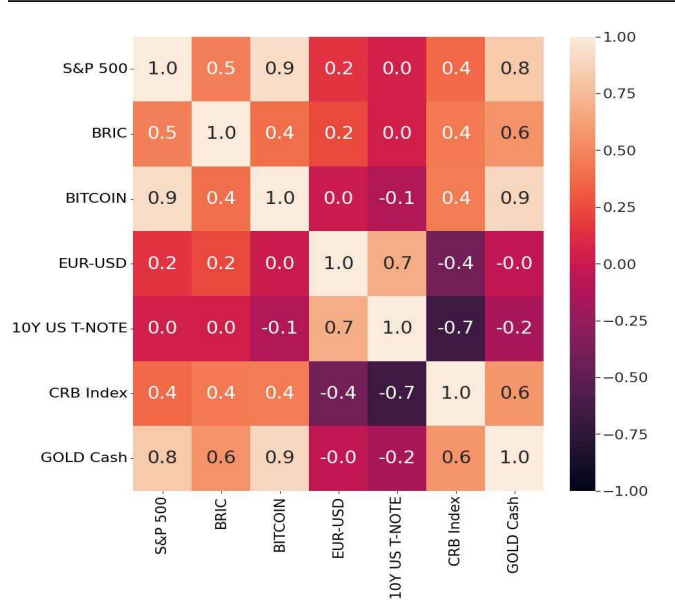
S&P500 Weekly and FEAR/GREED Indicator



Currencies

	Close	1w(%)	1m(%)	3m(%)	YTD(%)
EUR-USD	1,0854	0,34	1,88	0,34	-1,65
EUR-GBP	0,8538	-0,60	-0,87	-0,26	-1,50
EUR-CHF	0,9885	0,81	1,91	3,88	6,45
EUR-JPY	169,4800	0,17	2,85	4,22	8,90
EUR-AUD	1,6281	-0,27	-1,92	-1,40	0,46
EUR-CAD	1,4819	0,38	1,15	1,44	1,35
USD-GBP	1,2707	0,96	2,72	0,58	-0,17
USD-CHF	0,9111	0,52	0,12	3,60	8,27
USD-JPY	156,1500	-0,17	0,98	3,91	10,70

Correlation Matrix



Materials

	Close	1w(%)	1m(%)	3m(%)	YTD(%)
CRB Index	295,96	-2,64	-2,92	8,01	12,18
Gold cash	2421,64	0,81	8,65	19,59	17,41
Copper	42,27	4,09	10,60	32,09	35,03
Brent Oil	82,88	0,23	1,00	-0,18	7,58
Silver	31,96	-0,65	6,69	39,73	34,54
Natural Gas	9,04	1,74	7,36	14,29	-9,68
Coffee	32,725	0,08	3,58	18,61	24,48

Best Performers and Worst Performers

DJSX600 (LYXOR)

BEST	1m(%)	YTD(%)
BasRes	10,60	12,30
Utilities	9,18	3,28
Tech	8,70	14,05
Banks	8,65	25,91
Ins	7,40	14,22

WORST

PersHome	4,54	7,82
Food	3,58	1,57
Oil	2,66	7,65
Chem	1,00	2,89
Auto	-2,92	9,66

GEO (LYXOR)

BEST	1m(%)	YTD(%)
TURKEY	16,53	51,72
HONG KONG	15,14	11,82
MSCI ASIA ex JP	8,13	10,61
MSCI EMG MKTS	7,35	10,43
EAST EUROPE	6,98	12,41

WORST

DJ INDEX	3,46	8,58
MSCI LAT AM	3,31	-2,91
MSCI KOREA	2,98	0,77
MSCI INDIA	2,48	12,53
FTSE MIB SHORT	-4,31	-13,33

TOPICS

BEST	1m(%)	YTD(%)
EMQQ - EM MKTS INTERNET & COM	15,48	17,70
ESPO - VANECK VIDEO GAMING ESP	11,94	19,39
SMH - VANECK SEMICONDUCTOR	11,84	28,84
XDWT - XTRACKERS MSCI WORLD IN	8,64	17,88
ENER - LYXOR NEW ENERGY	8,42	-0,62

WORST

DGTL - ISHARES DIGITALISATION	4,00	7,31
INFR - ISHARES GLOBAL INFRASTR	3,97	5,92
ELCR - LYXOR MSCI FUTU MOBIL ESC	3,64	0,84
ISPY - L&G CYBER SECURITY	2,72	1,40
GLUX - AMUNDI S&P GLOBAL LUXUR	0,89	2,53