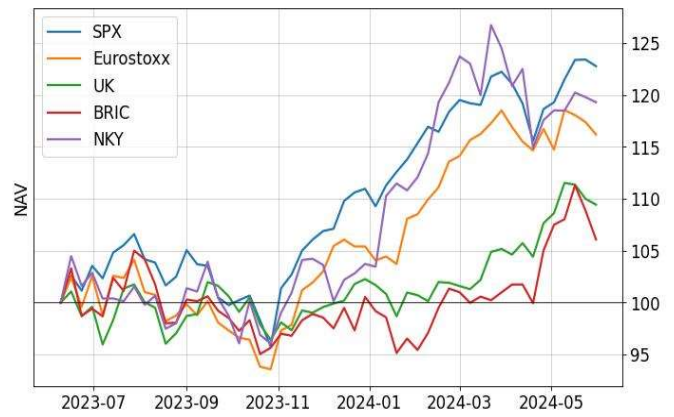


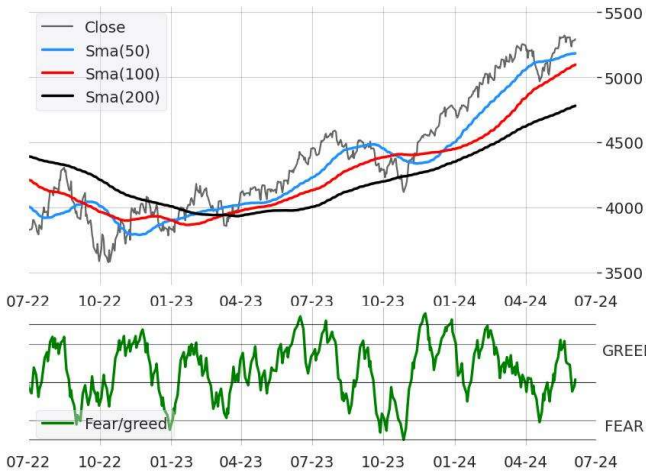
Equity

	Close	1w(%)	1m(%)	3m(%)	YTD(%)
Dow Jones (US)	38.711,29	-0,37	0,09	-0,71	2,71
S&P 500 (US)	5.291,34	-0,29	3,19	3,13	10,93
NASDAQ	18.654,84	-1,20	4,27	2,35	10,87
BOVESPA (BR)	121.802,10	-1,54	-5,22	-5,09	-9,23
DJ Stoxx 50	4.953,37	-1,56	0,65	0,82	9,55
FTSE 100 (UK)	8.232,04	-0,27	0,23	7,74	6,45
Cac 40 (FR)	7.937,90	-1,51	-0,25	-0,23	5,23
Dax (DE)	18.405,64	-1,51	2,24	3,89	9,87
FTSEMIB	34.276,02	-1,14	1,92	4,14	12,93
SMI (CH)	12.008,94	1,37	6,53	4,63	7,82
Nikkei 225 (JP)	38.837,46	-0,05	1,57	-3,17	16,06
Hang Seng (HK)	18.444,11	-2,04	-0,17	11,14	8,19
MSCI BRIC	653,82	-2,95	-1,45	5,08	5,36
MSCI World I.c.	324,14	-0,37	1,68	2,56	10,65
VIX INDEX	13,16	1,78	-2,45	-2,45	5,70

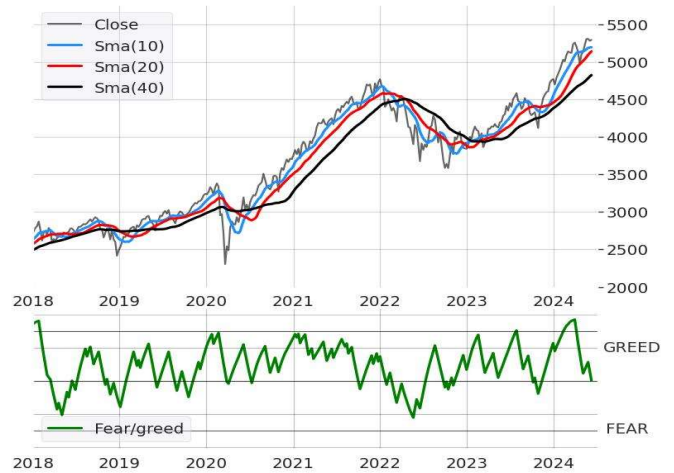
Compared 12m Performance



S&P500 Daily and FEAR/GREED Indicator



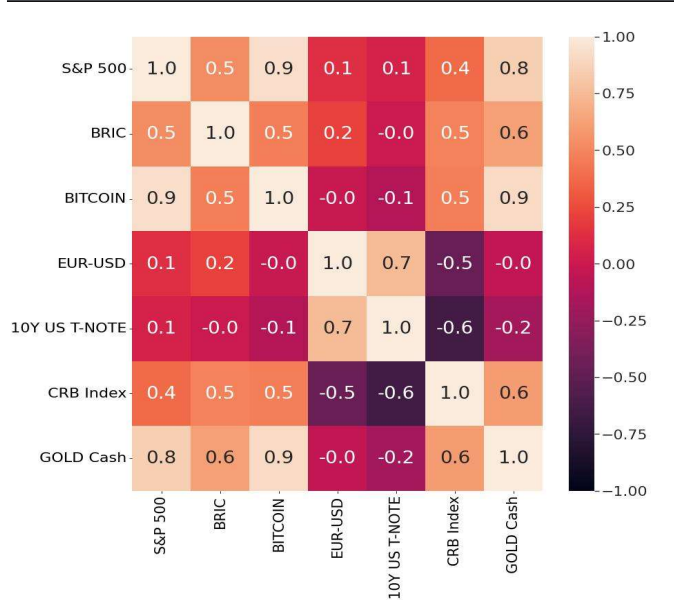
S&P500 Weekly and FEAR/GREED Indicator



Currencies

	Close	1w(%)	1m(%)	3m(%)	YTD(%)
EUR-USD	1,0878	0,21	1,12	0,22	-1,43
EUR-GBP	0,8520	0,17	-0,64	-0,39	-1,71
EUR-CHF	0,9685	-2,25	-0,53	0,83	4,30
EUR-JPY	168,4800	-1,30	2,33	3,11	8,26
EUR-AUD	1,6360	0,21	0,49	-1,86	0,95
EUR-CAD	1,4879	0,45	1,04	0,99	1,76
USD-GBP	1,2763	0,02	1,75	0,58	0,27
USD-CHF	0,8897	-2,51	-1,73	0,57	5,73
USD-JPY	154,8700	-1,50	1,24	2,90	9,79

Correlation Matrix



Materials

	Close	1w(%)	1m(%)	3m(%)	YTD(%)
CRB Index	286,27	-1,00	-1,04	3,24	8,51
Gold cash	2325,76	-1,58	3,19	9,97	12,76
Copper	37,48	-4,19	-0,83	17,90	19,71
Brent Oil	77,52	-0,20	0,84	-6,38	0,62
Silver	29,48	-1,20	2,57	23,48	24,10
Natural Gas	8,46	0,00	0,00	-0,45	-15,47
Coffee	34,855	1,80	2,36	25,78	32,58

Best Performers and Worst Performers

DJSX600 (LYXOR)

BEST	1m(%)	YTD(%)
Telecom	6,45	8,69
Ins	5,59	12,77
Health	4,73	13,14
Utilities	4,09	1,24
Tech	4,03	12,78

WORST	1m(%)	YTD(%)
Chem	0,84	1,75
Fin	0,00	0,00
BasRes	-0,83	4,84
Oil	-0,87	3,59
Auto	-1,04	9,09

GEO (LYXOR)

BEST	1m(%)	YTD(%)
FTSE MIB	3,40	16,85
MSCI EUROPE	3,08	10,35
NASDAQ 100	2,81	12,69
DAX	2,10	9,65
FTSE ITA MIDCAP	2,04	8,50

WORST	1m(%)	YTD(%)
HONG KONG	-2,79	5,40
MSCI EMG MKTS	-2,88	5,52
MSCI INDIA	-3,73	7,75
MSCI KOREA	-4,41	-3,12
MSCI LAT AM	-9,16	-11,93

TOPICS

BEST	1m(%)	YTD(%)
SMH - VANECK SEMICONDUCTOR	7,20	29,19
INRG - ISHARES GLOBAL CLEAN ENE	6,17	-3,44
XDWT - XTRACKERS MSCI WORLD INI	4,81	17,87
ESPO - VANECK VIDEO GAMING ESP	4,77	18,90
HTWO - L&G HYDROGEN ECONOMY	4,70	5,48

WORST	1m(%)	YTD(%)
IH2O - ISHARES GLOBAL WATER	-1,70	7,84
WAT - LYXOR WORLD WATER	-2,52	7,38
FSKY - FIRST TRUST CLOUD COMPUT	-3,56	3,65
ISPY - L&G CYBER SECURITY	-3,92	-5,00
EMQQ - EM MKTS INTERNET & COMM	-4,40	10,45