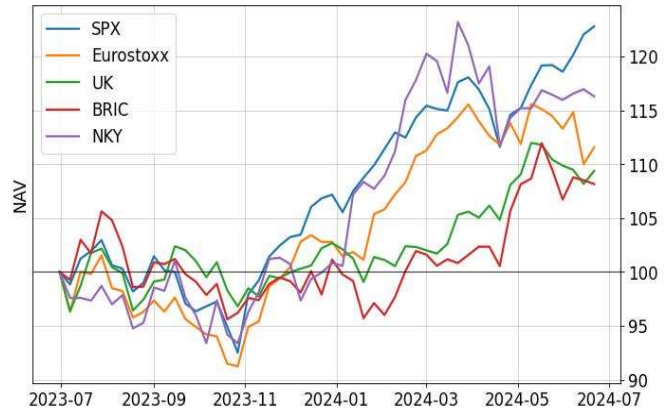


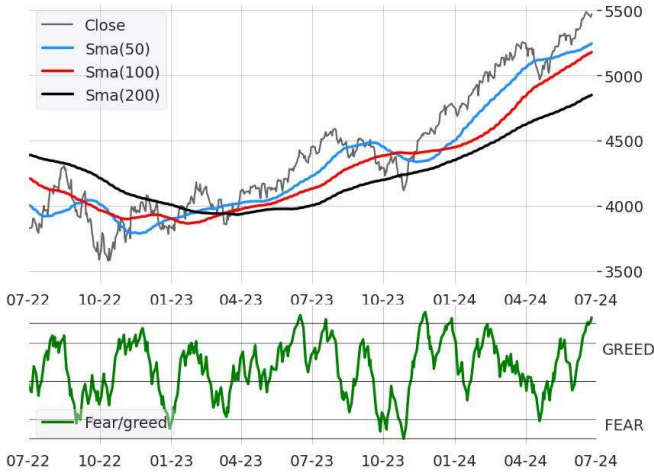
## Equity

	Close	1w(%)	1m(%)	3m(%)	YTD(%)
Dow Jones (US)	39.112,16	0,71	0,11	-0,51	3,77
S&P 500 (US)	5.469,30	-0,33	3,10	4,81	14,66
NASDAQ	19.701,13	-1,10	4,75	7,79	17,09
BOVESPA (BR)	122.331,40	2,17	-1,59	-3,62	-8,83
DJ Stoxx 50	4.935,97	0,41	-1,97	-2,15	9,16
FTSE 100 (UK)	8.247,79	0,68	-0,84	4,17	6,65
Cac 40 (FR)	7.662,30	0,41	-5,34	-6,00	1,58
Dax (DE)	18.177,62	0,24	-2,76	-0,46	8,51
FTSEMIB	33.707,21	1,14	-2,27	-2,69	11,06
SMI (CH)	12.086,31	0,33	1,30	3,86	8,52
Nikkei 225 (JP)	39.173,15	1,79	1,36	-3,07	17,06
Hang Seng (HK)	18.072,90	0,85	-2,88	9,71	6,02
MSCI BRIC	665,80	0,12	-0,90	7,84	7,29
MSCI World l.c.	335,96	0,31	3,07	4,25	14,68
VIX INDEX	12,84	4,53	7,63	-2,65	3,13

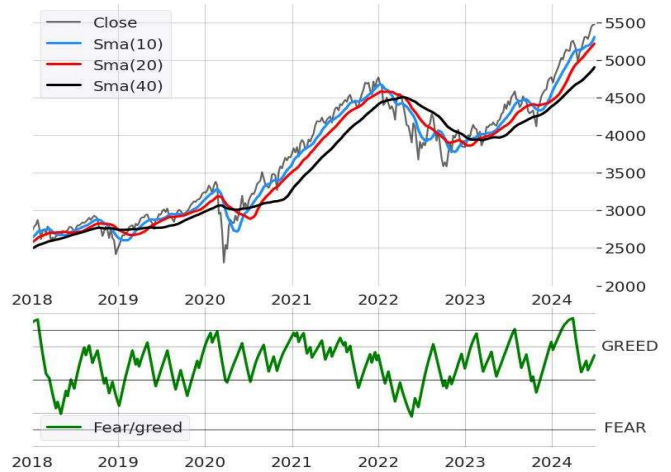
## Compared 12m Performance



## S&P500 Daily and FEAR/GREED Indicator



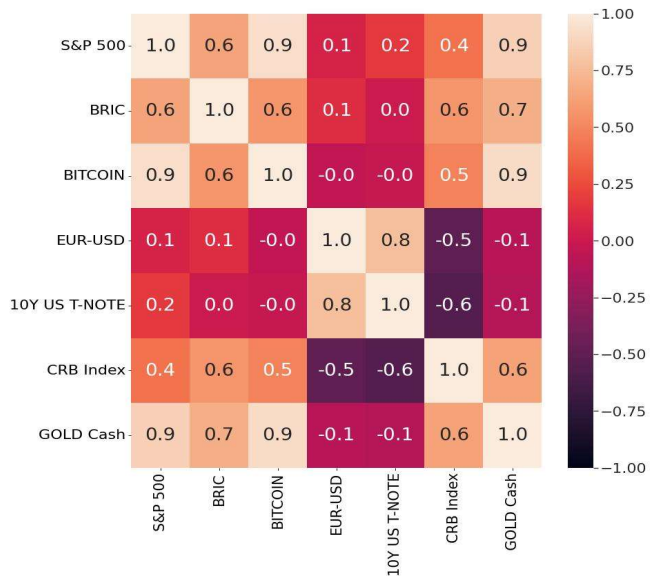
## S&P500 Weekly and FEAR/GREED Indicator



## Currencies

	Close	1w(%)	1m(%)	3m(%)	YTD(%)
EUR-USD	1,0713	-0,23	-1,22	-1,14	-2,93
EUR-GBP	0,8444	-0,06	-0,78	-1,52	-2,58
EUR-CHF	0,9583	0,89	-3,38	-1,65	3,20
EUR-JPY	171,0600	0,90	0,47	4,25	9,91
EUR-AUD	1,6118	-0,09	-1,50	-2,73	-0,54
EUR-CAD	1,4631	-0,68	-1,26	-0,61	0,06
USD-GBP	1,2683	-0,19	-0,45	0,39	-0,36
USD-CHF	0,8946	1,15	-2,21	-0,51	6,31
USD-JPY	159,6900	1,17	1,72	5,47	13,21

## Correlation Matrix



## Materials

	Close	1w(%)	1m(%)	3m(%)	YTD(%)
CRB Index	292,06	-0,19	-3,78	1,08	10,70
Gold cash	2319,01	0,70	-3,10	6,80	12,43
Copper	36,76	1,39	-5,04	10,84	17,41
Brent Oil	85,01	0,79	-1,45	-2,01	10,35
Silver	28,92	-0,04	-3,90	17,16	21,72
Natural Gas	9,00	-0,35	-0,62	23,89	-10,11
Coffee	34,99	2,10	4,40	27,50	33,07

## Best Performers and Worst Performers

### DJSX600 (LYXOR)

BEST	1m(%)	YTD(%)
Health	4,40	17,36
Telecom	2,50	7,67
Tech	0,74	16,58
Utilities	0,50	-0,38
Ins	-0,18	13,42

### WORST

Banks	-3,10	21,38
Ind	-3,56	11,26
Auto	-3,78	6,11
Constr	-3,90	5,06
BasRes	-5,04	3,47

### GEO (LYXOR)

BEST	1m(%)	YTD(%)
NASDAQ 100	5,92	21,56
MSCI USA	4,44	16,37
MSCI INDIA	3,70	18,73
MSCI KOREA	2,70	2,00
FTSE MIB SHORT	2,40	-10,95

### WORST

TURKEY	-1,19	45,03
FTSE MIB	-2,07	15,06
DAX	-2,92	8,08
HONG KONG	-2,97	4,39
MSCI LAT AM	-8,06	-13,29

### TOPICS

BEST	1m(%)	YTD(%)
XDWT - XTRACKERS MSCI WORLD INI	7,78	29,02
SMH - VANECK SEMICONDUCTOR	6,39	41,56
SBIO - INVESCO NASDAQ BIOTECH	6,16	10,10
ELCR - LYXOR MSCI FUTU MOBIL ESC	4,32	5,68
ESPO - VANECK VIDEO GAMING ESP	3,26	20,97

### WORST

EMQQ - EM MKTS INTERNET & COMM	-2,91	11,95
GDX - VANECK GOLD MINERS	-3,07	12,91
INRG - ISHARES GLOBAL CLEAN ENE	-5,22	-8,07
ENER - LYXOR NEW ENERGY	-6,04	-3,80
HTWO - L&G HYDROGEN ECONOMY	-7,80	-1,23