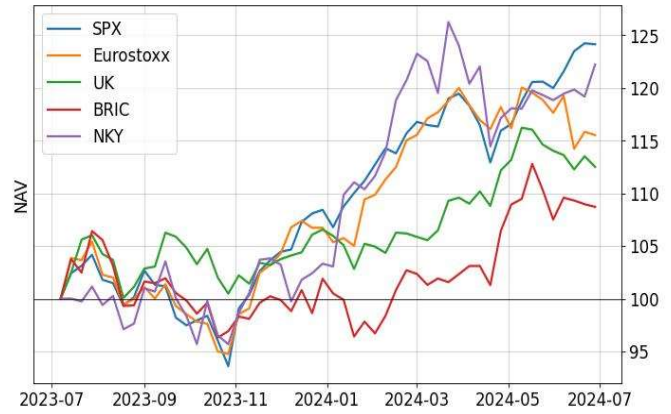
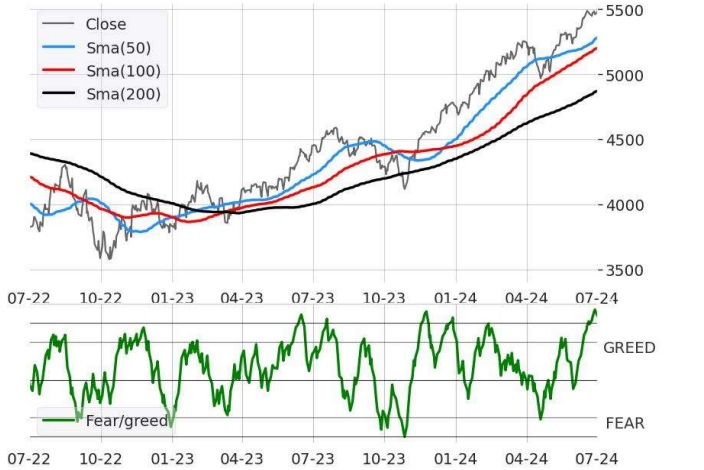


Equity	Close	1w(%)	1m(%)	3m(%)	YTD(%)
Dow Jones (US)	39.331,85	0,57	1,67	0,41	4,36
S&P 500 (US)	5.509,01	0,75	4,39	5,82	15,50
NASDAQ	20.011,89	1,68	7,96	10,43	18,93
BOVESPA (BR)	124.787,10	2,01	2,20	-2,16	-7,00
DJ Stoxx 50	4.906,33	-0,59	-1,55	-2,69	8,51
FTSE 100 (UK)	8.121,20	-1,53	-1,86	2,35	5,02
Cac 40 (FR)	7.538,29	-1,55	-5,69	-7,28	-0,06
Dax (DE)	18.164,06	-0,07	-1,80	-0,65	8,43
FTSEMIB	33.481,40	-0,65	-2,93	-2,46	10,31
SMI (CH)	12.011,02	-0,63	0,08	3,59	7,84
Nikkei 225 (JP)	40.074,69	2,34	4,12	0,59	19,75
Hang Seng (HK)	17.769,14	-1,68	-1,72	4,95	4,23
MSCI BRIC	663,87	-0,29	1,40	5,06	6,98
MSCI World I.c.	336,24	0,09	4,37	4,16	14,78
VIX INDEX	12,03	-5,60	-16,86	-17,66	-3,37

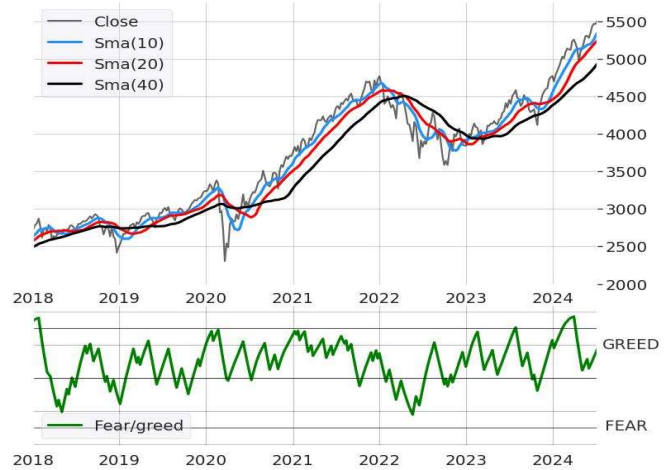
## Compared 12m Performance



## S&P500 Daily and FEAR/GREED Indicator



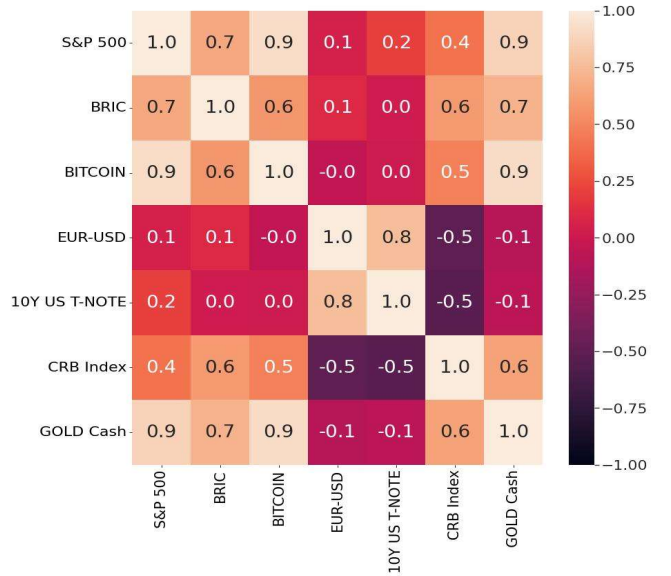
## S&P500 Weekly and FEAR/GREED Indicator



## Currencies

	Close	1w(%)	1m(%)	3m(%)	YTD(%)
EUR-USD	1,0744	0,29	-0,89	-0,22	-2,65
EUR-GBP	0,8469	0,29	-0,53	-1,07	-2,30
EUR-CHF	0,9712	1,32	-0,79	-0,66	4,59
EUR-JPY	173,4500	1,40	1,66	6,27	11,45
EUR-AUD	1,6115	-0,02	-1,13	-2,46	-0,56
EUR-CAD	1,4696	0,44	-0,56	0,60	0,51
USD-GBP	1,2684	0,01	-0,43	0,85	-0,35
USD-CHF	0,9037	1,01	0,20	-0,45	7,39
USD-JPY	161,4400	1,11	2,63	6,53	14,45

## Correlation Matrix



## Materials

	Close	1w(%)	1m(%)	3m(%)	YTD(%)
CRB Index	292,35	-0,19	-3,78	-0,64	10,81
Gold cash	2329,28	0,54	-3,32	2,16	12,93
Copper	37,21	-1,84	-5,35	10,11	18,85
Brent Oil	86,24	-1,96	-3,35	-3,01	11,94
Silver	29,51	-0,04	-3,90	13,02	24,23
Natural Gas	7,66	-2,53	-2,99	1,43	-23,51
Coffee	35,30	-2,62	1,88	19,58	34,27

## Best Performers and Worst Performers

DJSX600 (LYXOR)			GEO (LYXOR)		
BEST	1m(%)	YTD(%)	BEST	1m(%)	YTD(%)
Tech	4,54	17,04	NASDAQ 100	10,01	22,55
Health	1,88	14,42	MSCI KOREA	8,37	3,23
Telecom	0,20	7,61	MSCI INDIA	8,23	20,83
Ins	-1,93	11,43	MSCI USA	6,79	16,60
Utilities	-1,99	-2,24	MSCI ASIA ex JP	4,99	12,01
WORST			WORST		
Banks	-3,32	22,07	MSCI EUROPE	-1,02	9,30
Chem	-3,35	-1,51	FTSE ITA MIDCAP	-1,49	7,09
Auto	-3,78	6,11	DAX	-1,79	8,07
Constr	-3,90	5,06	FTSE MIB	-2,72	14,25
BasRes	-5,35	1,51	MSCI LAT AM	-5,59	-14,37

TOPICS		1m(%)	YTD(%)
BEST			
XDWT - XTRACKERS MSCI WORLD IN		12,76	30,74
SMH - VANECK SEMICONDUCTOR		10,78	41,88
FSKY - FIRST TRUST CLOUD COMPUT		9,62	13,11
GOAI - AMUNDI STX GLB ARTIFIC INTI		8,16	12,81
ISPY - L&G CYBER SECURITY		7,44	2,32
WORST			
WAT - LYXOR WORLD WATER		-2,24	6,23
IH2O - ISHARES GLOBAL WATER		-2,69	6,12
ENER - LYXOR NEW ENERGY		-9,05	-7,95
INRG - ISHARES GLOBAL CLEAN ENE		-9,53	-12,45
HTWO - L&G HYDROGEN ECONOMY		-10,86	-4,56