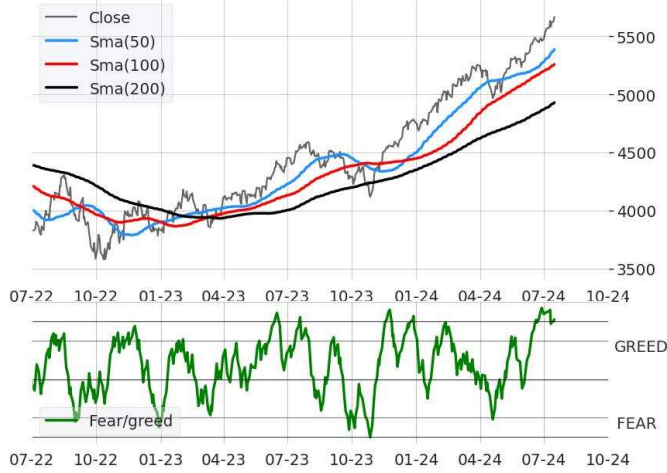


Equity

	Close	1w(%)	1m(%)	3m(%)	YTD(%)
Dow Jones (US)	40.954,48	4,31	6,13	8,35	8,66
S&P 500 (US)	5.667,20	1,66	4,34	12,19	18,81
NASDAQ	20.398,62	-0,28	3,76	15,16	21,23
BOVESPA (BR)	129.110,40	1,67	7,90	3,80	-3,78
DJ Stoxx 50	4.947,83	0,91	2,25	0,63	9,43
FTSE 100 (UK)	8.164,90	0,31	0,22	4,41	5,58
Cac 40 (FR)	7.580,03	0,95	1,02	-4,44	0,49
Dax (DE)	18.518,03	1,57	2,87	4,23	10,54
FTSEMIB	34.369,19	1,55	5,22	2,92	13,24
SMI (CH)	12.260,93	1,86	1,80	9,51	10,08
Nikkei 225 (JP)	41.275,08	-0,79	6,34	7,29	23,34
Hang Seng (HK)	17.727,98	1,14	-1,19	9,10	3,99
MSCI BRIC	673,17	0,60	1,11	9,23	8,48
MSCI World l.c.	341,94	1,20	2,48	7,97	16,72
VIX INDEX	13,19	5,37	4,19	-28,32	5,94

S&P500 Daily and FEAR/GREED Indicator



Currencies

	Close	1w(%)	1m(%)	3m(%)	YTD(%)
EUR-USD	1,0897	0,79	1,84	2,64	-1,26
EUR-GBP	0,8403	-0,62	-0,40	-1,64	-3,06
EUR-CHF	0,9738	0,34	2,20	0,47	4,87
EUR-JPY	172,5500	-1,11	2,43	5,05	10,87
EUR-AUD	1,6185	0,90	0,04	-2,41	-0,13
EUR-CAD	1,4900	1,07	1,35	1,47	1,90
USD-GBP	1,2965	1,44	2,23	4,35	1,85
USD-CHF	0,8934	-0,48	0,37	-2,11	6,17
USD-JPY	158,3400	-1,89	0,62	2,35	12,25

Materials

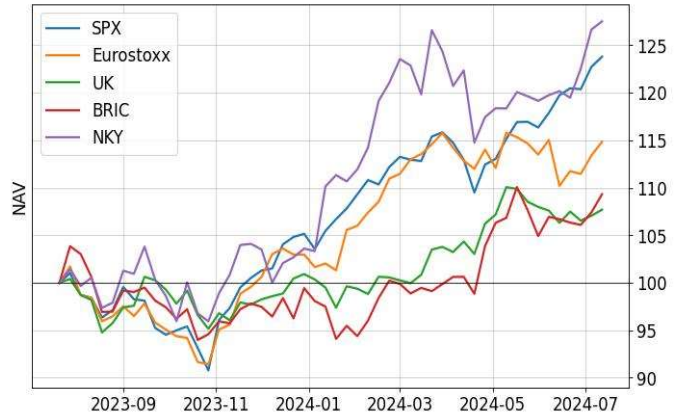
	Close	1w(%)	1m(%)	3m(%)	YTD(%)
CRB Index	285,79	-1,89	7,01	-3,72	8,33
Gold cash	2468,57	1,36	5,09	3,60	19,68
Copper	36,89	-1,74	-1,44	1,57	17,82
Brent Oil	83,73	-0,69	-0,70	-6,99	8,68
Silver	31,38	0,44	-1,98	11,73	32,10
Natural Gas	6,88	1,23	-0,42	-4,23	-31,29
Coffee	36,73	3,09	2,66	4,84	39,71

Best Performers and Worst Performers

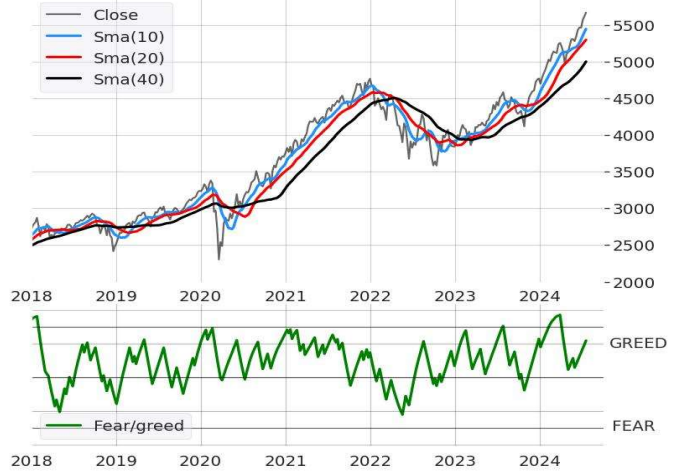
DJSX600 (LYXOR)			GEO (LYXOR)			TOPICS		
BEST	1m(%)	YTD(%)	BEST	1m(%)	YTD(%)	BEST	1m(%)	YTD(%)
Banks	5,09	24,30	MSCI LAT AM	5,73	-8,98	GDX - VANECK GOLD MINERS	16,24	28,35
Telecom	3,78	9,64	FTSE MIB	5,55	17,39	BCHN - INVESCO GLOBAL BLOCK	7,76	22,13
Ins	2,67	12,77	FTSE ITA MIDCAP	5,15	11,21	ELCR - LYXOR MSCI FUTU MOBIL I	7,13	13,65
Ind	2,66	14,10	EAST EUROPE	5,04	10,44	SBIO - INVESCO NASDAQ BIOTEC	6,60	13,82
Utilities	2,08	-0,38	MS WORLD RealEstat	4,32	2,54	ECAR - ISHARES ELECTRIC VEH TI	4,89	11,28
WORST			WORST			WORST		
Health	-0,42	15,33	MSCI ASIA ex JP	2,62	14,18	LCEU - BNPP EASY LOW CARB 10I	0,54	9,99
Chem	-0,70	-2,10	NASDAQ 100	1,99	23,55	GLUX - AMUNDI S&P GLOBAL LUX	-0,12	-1,06
Oil	-0,98	0,34	MSCI EUROPE	1,30	10,72	EMQQ - EM MKTS INTERNET & CO	-0,39	12,46
BasRes	-1,44	0,40	HONG KONG	-1,41	3,29	ENER - LYXOR NEW ENERGY	-4,04	-4,79
Food	-1,98	-2,44	FTSE MIB SHORT	-4,89	-12,48	INRG - ISHARES GLOBAL CLEAN E	-5,58	-9,23

DISCLAIMER: THIS IS NOT AN ADVISORY SERVICE, JUST DATA TREATMENT

Compared 12m Performance



S&P500 Weekly and FEAR/GREED Indicator



Correlation Matrix

