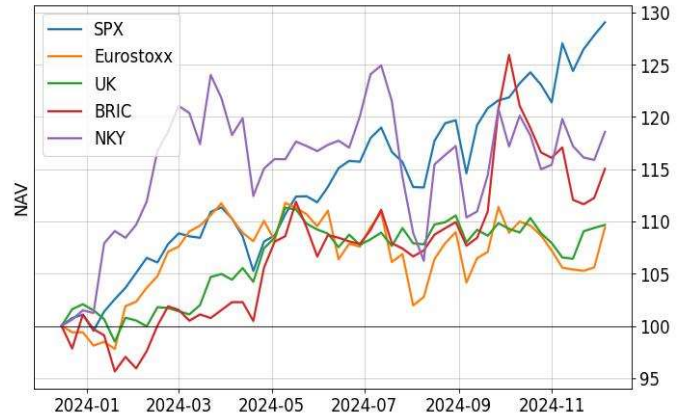


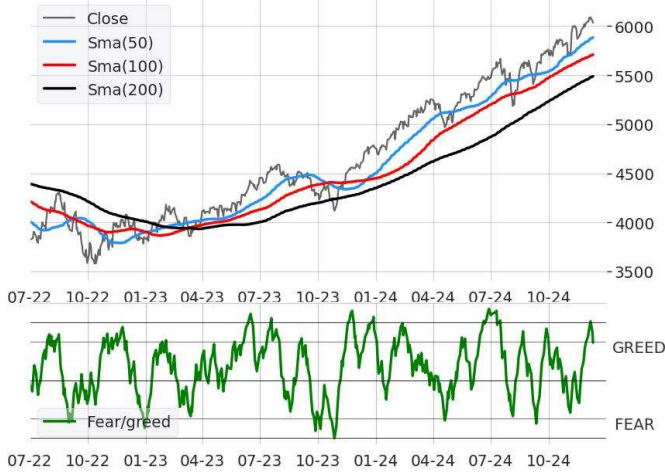
Equity

	Close	1w(%)	1m(%)	3m(%)	YTD(%)
Dow Jones (US)	44.247,83	-1,04	0,59	8,62	17,40
S&P 500 (US)	6.034,91	-0,25	0,66	9,82	26,52
NASDAQ	21.368,18	0,66	1,19	13,48	27,00
BOVESPA (BR)	128.228,50	1,63	0,31	-4,53	-4,44
DJ Stoxx 50	4.951,74	1,52	3,10	4,31	9,51
FTSE 100 (UK)	8.280,36	-0,98	2,58	0,91	7,07
Cac 40 (FR)	7.394,78	1,90	0,76	-0,17	-1,97
Dax (DE)	20.329,16	1,63	5,80	11,30	21,36
FTSEMIB	34.524,70	2,06	2,09	3,95	13,75
SMI (CH)	11.642,39	-1,63	-1,32	-2,69	4,53
Nikkei 225 (JP)	39.372,23	0,24	-0,41	10,53	17,65
Hang Seng (HK)	20.311,28	2,73	-2,01	17,86	19,15
MSCI BRIC	713,99	1,99	-0,68	8,32	15,06
MSCI World l.c.	371,02	-0,23	3,02	12,71	26,65
VIX INDEX	14,18	5,89	-5,09	-25,68	13,90

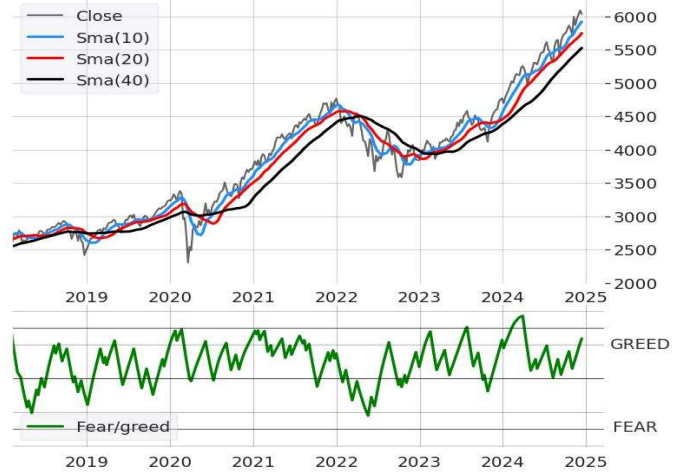
Compared 12m Performance



S&P500 Daily and FEAR/GREED Indicator



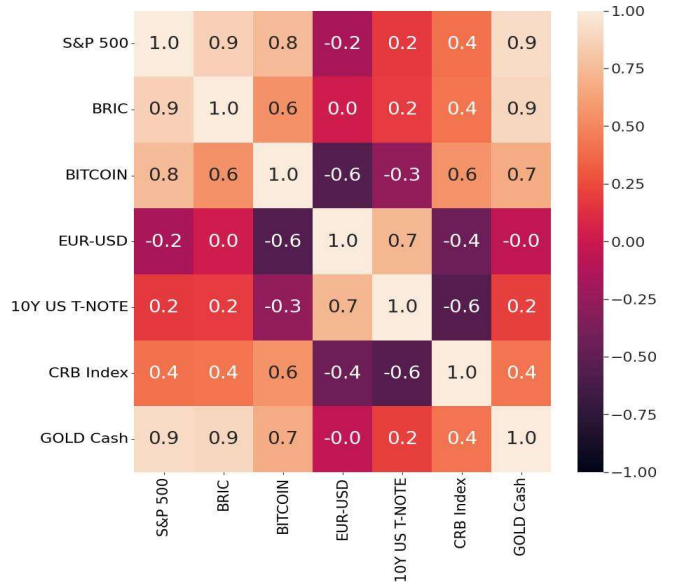
S&P500 Weekly and FEAR/GREED Indicator



Currencies

	Close	1w(%)	1m(%)	3m(%)	YTD(%)
EUR-USD	1,0526	0,16	-1,79	-4,47	-4,62
EUR-GBP	0,8242	-0,58	-0,65	-2,16	-4,91
EUR-CHF	0,9292	-0,23	-1,01	-0,43	0,06
EUR-JPY	159,9700	1,71	-2,21	1,92	2,79
EUR-AUD	1,6506	1,87	1,42	-0,34	1,85
EUR-CAD	1,4928	0,99	0,13	-0,45	2,09
USD-GBP	0,7830	-0,77	1,20	2,42	-0,31
USD-CHF	0,8825	-0,43	0,82	4,20	4,87
USD-JPY	151,9500	1,55	-0,45	6,68	7,72

Correlation Matrix



Materials

	Close	1w(%)	1m(%)	3m(%)	YTD(%)
CRB Index	290,47	19,81	37,79	9,41	10,10
Gold cash	2693,64	3,00	4,00	7,06	30,60
Copper	36,30	1,25	2,17	8,59	15,96
Brent Oil	72,19	1,22	1,17	4,34	-6,30
Silver	31,90	-0,29	0,45	12,40	34,29
Natural Gas	6,28	-0,70	0,16	2,68	-37,27
Coffee	55,20	-0,35	1,40	47,73	109,97

Best Performers and Worst Performers

DJSX600 (LYXOR)

BEST	1m(%)	YTD(%)
Tech	6,87	8,53
Oil	6,52	0,16
Discretionary	5,01	-2,99
Ins	4,57	25,09
Banks	4,00	33,46

WORST	1m(%)	YTD(%)
Ind	1,40	18,47
Chem	1,17	-4,07
Utilities	1,10	4,00
Food	0,45	-2,26
Health	0,16	9,43

GEO (LYXOR)

BEST	1m(%)	YTD(%)
TURKEY	11,02	31,90
DAX	5,94	21,05
MSCI INDIA	4,69	21,57
NASDAQ 100	3,76	35,29
MSCI USA	3,53	33,35

WORST	1m(%)	YTD(%)
FTSE MIB	-0,60	15,13
MSCI LAT AM	-1,79	-16,75
FTSE MIB SHORT	-3,01	-12,73
MS WORLD RealEstat	-3,18	6,16
MSCI KOREA	-6,46	-15,43

TOPICS

BEST	1m(%)	YTD(%)
HTWO - L&G HYDROGEN ECONO	13,36	3,40
BCHN - INVESCO GLOBAL BLOC	10,57	40,60
FSKY - FIRST TRUST CLOUD COMI	10,12	51,22
ESPO - VANECK VIDEO GAMING E	10,05	60,39
GLUX - AMUNDI S&P GLOBAL LUX	9,10	6,19

WORST	1m(%)	YTD(%)
INFR - ISHARES GLOBAL INFRAS	0,38	15,48
INRG - ISHARES GLOBAL CLEAN E	0,27	-18,38
GDY - VANECK GOLD MINERS	-0,21	28,76
SBIO - INVESCO NASDAQ BIOTEC	-3,88	11,08
SMH - VANECK SEMICONDUCTOI	-4,97	28,26